

1 **Title page**

2 **Bark beetle outbreaks in Europe:**  
3 **State of knowledge and ways forward for management**

4  
5 **Authors:** Tomáš Hlásny<sup>1\*</sup>, Louis König<sup>2</sup>, Paal Krokene<sup>3</sup>, Marcus Lindner<sup>4</sup>, Claire Montagné-  
6 Huck<sup>5</sup>, Jörg Müller<sup>6</sup>, Hua Qin<sup>7</sup>, Kenneth F. Raffa<sup>8</sup>, Mart-Jan Schelhaas<sup>2</sup>, Miroslav Svoboda<sup>1</sup>, Heli  
7 Viiri<sup>9</sup>, Rupert Seidl<sup>10</sup>

8  
9 **\*Corresponding author:** Tomáš Hlásny, Czech University of Life Sciences Prague, Faculty of  
10 Forestry and Wood Sciences, Kamýcká 129, 165 21 Prague 6, Czech Republic; e-mail:  
11 [hlasny@fld.czu.cz](mailto:hlasny@fld.czu.cz), phone: 0421 905 708 539

12  
13 **Affiliations:**

14 <sup>1</sup>Czech University of Life Sciences in Prague, Faculty of Forestry and Wood Sciences, the Czech  
15 Republic

16 <sup>2</sup>Wageningen Environmental Research, Wageningen University and Research, Wageningen,  
17 Netherlands

18 <sup>3</sup>Norwegian Institute of Bioeconomy Research, Norway

19 <sup>4</sup>European Forest Institute, Bonn, Germany

20 <sup>5</sup>Université de Lorraine, Université de Strasbourg, AgroParisTech, CNRS, INRAE, BETA, 54000  
21 Nancy, France

22 <sup>6</sup>Julius-Maximilians-University Würzburg, Bavarian Forest National Park, Germany

23 <sup>7</sup>University of Missouri-Columbia, Division of Applied Social Sciences, USA

24 <sup>8</sup>University of Wisconsin – Madison, USA

25 <sup>9</sup>Natural Resources Institute, Finland

26 <sup>10</sup>School of Life Sciences, Technical University of Munich, Freising, Germany and  
27 Berchtesgaden National Park, Germany

28  
29 **Author contribution:**

30 TH, RS, KFR, JM, PK, CMH, HQ – Conceptualization and Methodology; M-JS, LK – Formal  
31 analysis and Data curation; ML, MS, HV – Review & Editing

32

33 **Declaration:**

34 The submitted work has not been published or is not under consideration for publication in  
35 any other journal or book.

36

37 **Conflicts of interest/Competing interests:**

38 Not applicable

39

40 **Availability of data and material:**

41 All data and material will be made available via the Zenodo repository upon paper's  
42 acceptance

43

44 **Code availability:**

45 Not applicable

46

47 **Funding:**

48 Writing and reviewing of the paper by TH and MS was supported by the grant "EVA4.0", No.  
49 CZ.02.1.01/0.0/0.0/16\_019/0000803 financed by OP RDE.

50 ML was supported by the project "SURE-- SUSTaining and Enhancing RESilience of European  
51 Forests" financed by the German Federal Ministry of Food and Agriculture.

52 CMH was supported by a grant overseen by the French National Research Agency (ANR) as  
53 part of the "Investissements d'Avenir" program (ANR-11-LABX-0002-01, Lab of Excellence  
54 ARBRE).

55 MJS was supported by project Innovative forest MAnagEment STRategies for a Resilient  
56 biOeconomy under climate change and disturbances (I-MAESTRO; ForestValue Eranet, FNR  
57 project ID 2219NR189).

58 HQ was supported by the Decision, Risk and Management Sciences Program of the USA's  
59 National Science Foundation, Award #1733990.

60 LK was funded by the PE&RC Graduate Programme of the Graduate School for Production  
61 Ecology & Resource Conservation (PE&RC) of Wageningen University

62

63 **Acknowledgments:**

64 We thank Sandy Liebhold for his valuable insights in the early phases of our work. We also  
65 acknowledge the European Forest Institute for initiating the research leading to this  
66 publication. We thank JRC/EU AGRI4CAST for making available the used climate data.

## 67 **Abstract**

68 **Purpose of review:** Outbreaks of tree-killing bark beetles have reached unprecedented levels in conifer  
69 forests in the northern hemisphere and are expected to further intensify due to climate change. In  
70 parts of Europe, bark beetle outbreaks and efforts to manage them have even triggered social unrests  
71 and political instability. These events have increasingly challenged traditional responses to outbreaks,  
72 and highlight the need for a more comprehensive management framework.

73 **Recent findings:** Several synthesis papers on different aspects of bark beetle ecology and management  
74 exist. However, our understanding of outbreak drivers and impacts, principles of ecosystem  
75 management, governance, and the role of climate change in the dynamics of ecological and social  
76 systems has rapidly advanced in recent years. These advances are suggesting a reconsideration of  
77 previous management strategies.

78 **Summary:** We synthesize the state of knowledge on drivers and impacts of bark beetle outbreaks in  
79 Europe and propose a comprehensive context-dependent framework for their management. We  
80 illustrate our ideas for two contrasting societal objectives that represent the end-members of a  
81 continuum of forest management goals: wood and biomass production and the conservation of  
82 biodiversity and natural processes. For production forests, we propose a management approach  
83 addressing economic, social, ecological, infrastructural and legislative aspects of bark beetle  
84 disturbances. In conservation forests, where non-intervention is the default option, we elaborate  
85 under which circumstances an active intervention is necessary, and whether such an intervention is in  
86 conflict with the objective to conserve biodiversity. Our approach revises the current management  
87 response to bark beetles in Europe and promotes an interdisciplinary social-ecological approach to  
88 dealing with disturbances.

89 **Key words:** bark beetle outbreaks, climate change, forest disturbances, societal objectives, forest  
90 ecosystem services

## 91 1. Introduction

92 Disturbances by tree-killing bark beetles have strongly increased in conifer forests in the northern  
93 hemisphere over the last four decades [1,2]. Available projections indicate that this trend will continue  
94 [1], mainly due to warmer temperatures and the increasing frequency of drought events [3,4]. It is  
95 estimated that the European spruce bark beetle *Ips typographus* has caused as much as 8% of all tree  
96 mortality due to natural disturbances in Europe between 1850-2000 [5], and this proportion has  
97 increased since 2000 [\*6]. A similar trend is observed in western Canada and the United States, where  
98 recent tree mortality due to the mountain pine beetle *Dendroctonus ponderosae* has exceeded 28  
99 million ha [7,8].

100 Bark beetle outbreaks have manifold impacts on ecosystems, affecting water, climate, and nutrient  
101 cycles [9–11]. Outbreaks increase net carbon fluxes from the land to the atmosphere and thus provide  
102 a positive feedback to climate change [12]. For example, the *D. ponderosae* outbreak in British  
103 Columbia changed forests from a net carbon sink to a carbon source, and increased net carbon  
104 emissions by 270 megatons over the period 2000-2020 [13]. Outbreaks may also affect regional  
105 economies and markets via a range of cascading impacts [\*14,15]. These include short-term negative  
106 impacts on timber markets (e.g. oversupply, declining timber prices) and non-market values such as  
107 tourism, but also increased demands for forestry workers with short-term positive effects on regional  
108 labour markets [16,17]. Outbreaks often result in large-scale transformations of forest landscapes and  
109 may have profound social consequences, such as reduced life quality and economic well-being of forest  
110 owners, loss in aesthetic qualities, reduced trail access, land use conflicts, or loss of community identity  
111 [18–21]. A manifestation of the potentially high social impacts [22] are political conflicts that have  
112 recently emerged after bark beetle outbreaks in European countries such as Germany, Czech Republic,  
113 Poland and Slovakia [e.g. 23–25].

114 While most forests affected by bark beetle outbreaks in Europe are managed for timber production  
115 and economic values, outbreaks occurring in ecosystems managed for biodiversity and nature  
116 conservation likewise have received much recent attention [24,26–28]. In such forests, bark beetle  
117 disturbances are often valued because they contribute to ecosystem functioning and create more  
118 heterogeneous tree cover patterns, leading to more complex forests in the future [29–31].  
119 Furthermore, bark beetle outbreaks have generally positive effects on biodiversity [32–35], and thus  
120 contribute to the primary management objectives of these areas. However, outbreaks can also have  
121 negative effects in forests managed for biodiversity and nature conservation, such as reducing  
122 populations of some endangered species, reducing the quality of the recreational experience of

123 visitors, and compromising the provisioning of ecosystem services such as clean drinking water  
124 [32,36,37].

125 The many different perspectives on bark beetle outbreaks highlight the complex roles these mostly  
126 native insects play in forest ecosystems. Depending on what values we primarily derive from forests  
127 these roles can be regarded as highly positive, such as fostering biodiversity, or highly negative, such  
128 as reducing economic returns and ecosystem services (e.g. carbon storage, water purification), and  
129 disrupting a continuous timber supply to the forest-wood-chain [26,38,39]. The context-specific role  
130 of bark beetles suggests that differentiated management approaches are required beyond current  
131 practices. Currently, the most widely practiced responses to bark beetles in Europe are (i) to employ  
132 measures minimizing the outbreak risk, such as clearing of freshly windthrown trees [40,41], and (ii)  
133 to contain an outbreak once it is ongoing, for example by using sanitation logging, trap trees or  
134 pheromone traps [42–44]. Current management strategies often do not adequately incorporate  
135 proactive measures to control beetle outbreak dynamics, fail to consider diverse local contexts and  
136 the role of natural disturbances in ecosystem dynamics, lack adequate empirical support, and thus can  
137 devolve into what has been termed ‘command-and-control’ management [45]. Such a centralized,  
138 unidimensional and disciplinarily isolated approach is unlikely to adequately address the complex,  
139 multidimensional, and rapidly changing social-ecological challenges that typify disturbance  
140 management [46].

141 The recent *I. typographus* outbreaks in Europe and their management have precipitated often  
142 contradictory reactions among forest professionals, scientists, the general public, and other  
143 stakeholders [23,28,34,47]. Concerns have been raised about the ability of ‘command-and-control’  
144 tactics [48] to stop outbreaks that largely are driven by extreme weather [49], about the ecological  
145 impacts of large-scale salvage felling [50], and about how to promote the economic and environmental  
146 recovery of disturbed forests [27,51]. Recent events have also revealed a limited degree of social  
147 capacity to address bark beetle outbreaks in parts of Europe, e.g., concerning technical and human  
148 resources, legislation and other aspects. More broadly, recent outbreaks have also revealed that  
149 control measures in some regions are often applied as a somewhat ‘knee-jerk’ reaction rather than  
150 being based on sound evidence on their efficacy, public perception, or effects on ecosystem services  
151 [49,52–54]. The unprecedented size of some recent outbreaks has also revealed new challenges, such  
152 as the need for coordinated international actions, recognition of the social dimension of forest  
153 disturbances, and impacts on international timber markets [16,22].

154 In this paper, we address these challenges by (i) synthesizing the state of knowledge on bark beetle  
155 outbreaks, and (ii) proposing a novel holistic and context-dependent management framework. Our

156 framework combines ecological knowledge about the role of bark beetles in ecosystem dynamics with  
157 tactical management tools that consider a broad suite of potential management objectives such as  
158 biodiversity, timber production, or recreation. We acknowledge that efficient management systems  
159 need to provide solutions tailored to specific places and situations by addressing the complexity and  
160 uncertainty of transforming social-ecological systems [55]. We here focus mainly on *I. typographus*  
161 outbreaks in Europe's Norway spruce *Picea abies* forests, but we also draw on notable examples from  
162 North America where applicable. We note, however, that the framework proposed here may likewise  
163 have implications for the management of other insect-induced disturbances worldwide.

## 164 2. Bark beetles and their impacts

### 165 2.1 Bark beetle ecology and outbreak dynamics

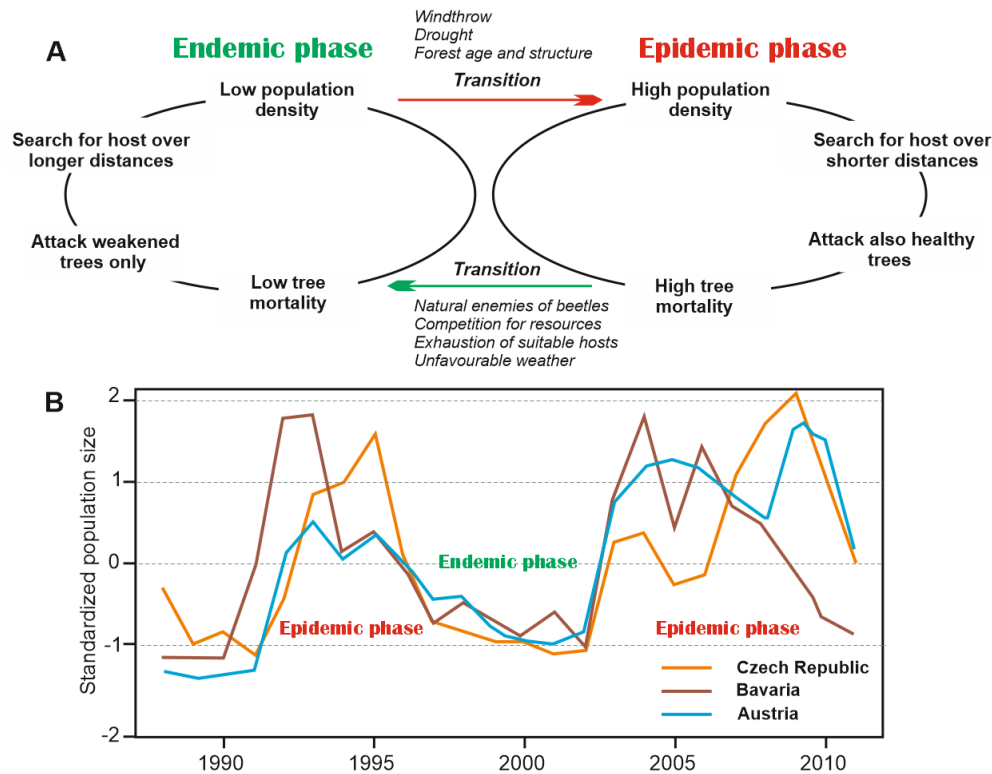
166 Bark beetles belong to a diverse subfamily of weevils (Coleoptera: Curculionidae, Scolytinae) with a  
167 worldwide distribution. Most of the world's roughly 6,000 bark beetle species breed only in dead trees  
168 and tree parts, and thus play important ecological roles in nutrient cycling and as food for other animals  
169 [56]. However, a few species colonize stressed and dying trees when their populations are low, but  
170 then successfully mass-attack and kill large numbers of healthy trees once their populations are high  
171 [57–59, \*\*58].

172 Adult bark beetles locate and enter suitable trees, then mate and lay their eggs under the bark; the  
173 larvae feed and develop to maturity in the phloem and the brood adults emerge to locate new hosts.  
174 This lifestyle can lead to economic losses because bark beetles and humans essentially compete for  
175 the same resource [56]. Successful beetle colonization is typically fatal to trees, because hundreds of  
176 simultaneously attacking beetles destroy the inner bark and disrupt nutrient transport to the roots.  
177 The beetles also infect the trees with moderately phytopathogenic fungi that eventually metabolize  
178 tree defence chemicals and block water transport in the sapwood [60]. Species of tree-killing bark  
179 beetles are commonly able to breed in only one genus of trees and can exploit a tree for only one or  
180 two generations before the resources in the bark are exhausted.

181 Trees have elaborated chemical, anatomical, and physiological defences that enable them to resist  
182 attack by bark beetles most of the time. Examples of tree defences include necrotic lesions that form  
183 around beetle attacks in the phloem, production of terpenes and other toxic chemicals, and resin flow  
184 [60,61]. These defences can be lethal to adult beetles, their offspring, and the beetles' fungal  
185 associates [56].

186

187  
188  
189



190

191 Fig. 1 Scheme of bark beetle population dynamics. A) Low and stable bark beetle populations (endemic phase)  
192 can be periodically disrupted by external factors such as droughts and windthrows, which trigger a transition to  
193 the epidemic phase (upper panel, adopted from [62]). For *Ips typographus*, the epidemic phase may typically last  
194 several years. B) The transition between endemic and epidemic phases over time during synchronous *I.*  
195 *typographus* outbreaks in the Czech Republic, Bavaria (Germany) and Austria. Population values have been  
196 standardized for comparison across regions (adopted from [30]).

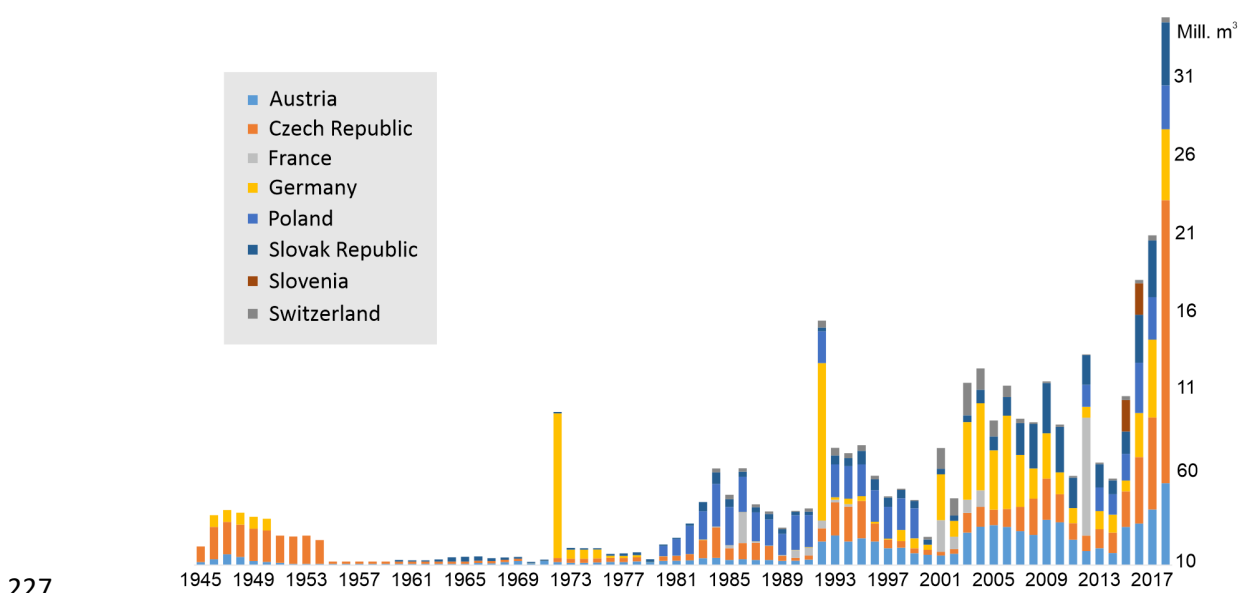
197 Beetles have two major ways of reproducing despite these defences; they can avoid defences or they  
198 can exhaust them. Beetles can avoid most defences by only entering trees that have recently died,  
199 such as windfelled trees, or trees that are under severe physiological stress from drought or other  
200 factors [63]. This is the strategy used by so-called non-aggressive or semi-aggressive species (such *I.*  
201 *amitinus* and *Pityogenes chalcographus* in Europe, and *I. pini* and *Scolytus ventralis* in North America))  
202 that can only sustain outbreaks in stressed stands [57]. Alternatively, beetles can exhaust tree defences  
203 through mass-attacks coordinated by powerful chemical signals (aggregation pheromones) that rapidly  
204 direct hundreds of beetle attacks to a single tree. A tree can resist a certain number of attacks, but  
205 beyond this threshold the tree can no longer fend off the attackers [60]. This ability to mass-attack  
206 trees is a key adaptation that enables outbreaking bark beetle species to kill healthy trees once their

207 populations have risen and to sustain outbreaks in relatively healthy stands even after the inciting  
208 stress is relaxed [57].

209 Bark beetle outbreaks are intermittent events separated by lengthy non-outbreak periods during  
210 which the beetles' reproductive gains are offset by population losses [58]. During this 'endemic  
211 phase', beetle populations are constrained by tree resistance, certain forest structural features (young  
212 age, high diversity, low competitive stress), weather, competitors and natural enemies, and the beetles  
213 breed only in sparsely distributed dead or severely weakened trees [57,64]. Region-wide disturbances  
214 and climatic events, such as windstorms, drought or heatwaves, can raise populations by reducing tree  
215 resistance and/or increasing beetle numbers [3,65]. If the reproductive increase is great enough,  
216 beetle populations surpass a critical threshold and become capable of overcoming healthy, well-  
217 defended trees via their aggregation mechanism. During this 'epidemic phase' beetles no longer focus  
218 solely on weakened trees, which tend to support low brood production, but also include healthy trees  
219 which tend to support higher brood production, thus releasing strong positive feedback [59,66,67].

#### 220 2.1.1 The European spruce bark beetle as a model system

221 The European spruce bark beetle *I. typographus* is the primary outbreak species of bark beetles in  
222 Europe (Fig. 2). This small (~5 mm long) beetle is widely distributed across Eurasia where its range  
223 largely corresponds to that of its major host, Norway spruce. The total growing stock of Norway spruce  
224 in Europe is currently estimated to be 7.0 billion m<sup>3</sup>, suggesting that more than a quarter of Europe's  
225 total growing stock of 27.4 billion m<sup>3</sup> is potentially exposed to *I. typographus* outbreaks (Fig. 3,  
226 Appendix A).

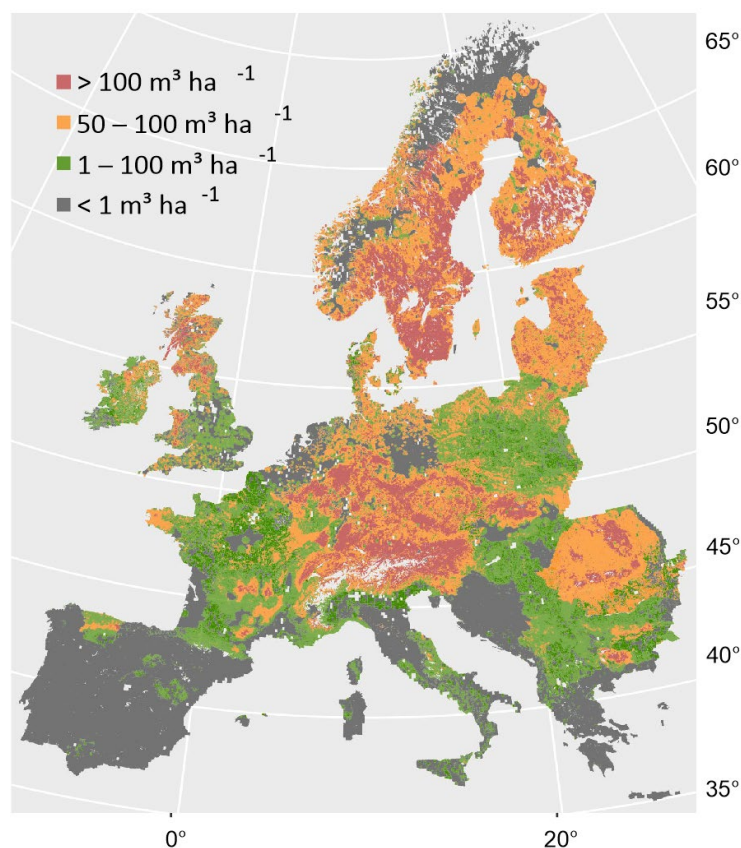




228 Fig. 2 Volume of Norway spruce killed by *Ips typographus* (and other bark beetles) in selected countries in Europe  
229 since 1945.

230 Like other tree-killing bark beetles, *I. typographus* needs fresh spruce phloem for brood development.  
231 It typically favours trees older than 60 years that have a diameter at breast height larger than 20-25  
232 cm, but at high population levels beetles may also attack and reproduce in smaller and younger trees.  
233 *Ips typographus* has large phenological plasticity in thermally-regulated traits and this allows it to  
234 adjust its number of annual generations and generation timing to local climates [68]. Depending on  
235 the annual heat sum, *I. typographus* can thus complete more than one generation per year in large  
236 parts of Europe [69], a typical trait for bark beetles that are economic pests in Europe [70].

237 Outbreaks of *I. typographus* are often triggered by windstorms. Storms can provide large amounts of  
238 mechanically damaged trees, which is a less well defended breeding substrate than healthy standing  
239 trees [58,63]. Outbreaks can also be triggered by other factors that compromise tree vigour and  
240 support the build-up of bark beetle populations, particularly hot and dry weather [3,71,72]. The  
241 mechanisms by which outbreaks collapse are not fully understood [58], but include depletion of  
242 remaining suitable breeding substrate, cold temperatures, density-dependent build-up of natural  
243 enemies, and various interactions among these factors.



244

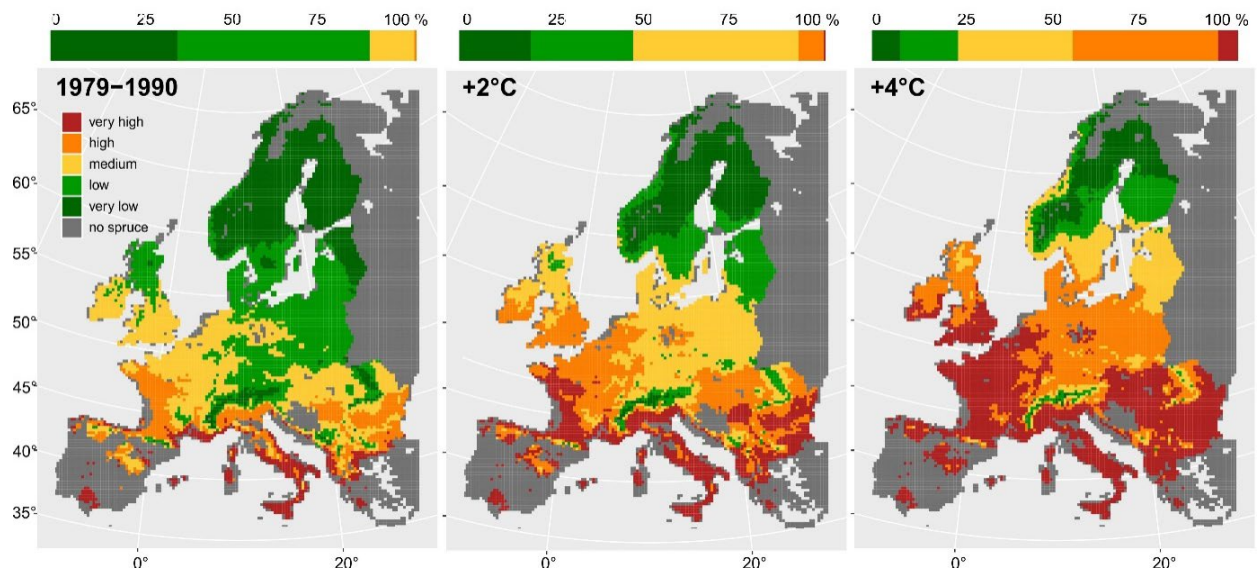
245 Fig. 3 The current geographical distribution and growing stock of Norway spruce, the main host of *Ips*  
246 *typographus*. Description of used data and methods is in Appendix A.

247

248 Management of *I. typographus* either aims to directly reduce beetle populations (immediate control  
249 responses) or to modify forest structure and composition to create environments less conducive to  
250 outbreaks (long-term preventive management) [42]. Immediate control mainly endeavours to reduce  
251 the amount of breeding substrate for beetles by removing trees damaged by wind, snow, rime and  
252 other predisposing agents, removing infested trees from the forest before the new beetle generation  
253 emerges, and reducing beetle populations using insecticide application or various trapping devices  
254 [41,43,44,73]. Preventive management includes different silvicultural practices such as thinning to  
255 support tree vigour by reducing tree competition for resources [74], reducing the amount of host trees  
256 by changing species compositions [75,76], or shortening rotation periods to reduce the share of  
257 mature, vulnerable trees [74,77].

## 258 2.2 Effects of climate change

259 Climate change has a strong amplifying effect on bark beetle population irruptions [57]: (1) it facilitates  
260 bark beetle survival and development (e.g. by reducing winter mortality and allowing the completion  
261 of additional beetle generations per year [69,78]; (2) it increases potential beetle habitat by allowing  
262 beetles to spread into higher altitudes and latitudes [79,80]; and (3) it increases the probability of  
263 extreme, region-wide weather events such as drought, which reduces tree resistance [63,81]. Due to  
264 these mechanisms, disturbances caused by bark beetles are projected to increase in Europe in the  
265 coming decades. Based on statistical models parameterized with past disturbance data and data on  
266 forest structure and composition [82], the strongest relative short-term increase in bark beetle  
267 irruptions is expected in the Sub-Atlantic region of Europe, i.e. Germany, France, Denmark, the  
268 Netherlands, Belgium, and Luxemburg. The average annual damage caused by bark beetles in this  
269 region is for 2021-2030 projected to be almost six times higher than during 1971-2010 [1]. These trends  
270 are expected to continue throughout the 21<sup>st</sup> century. Under a warming of +4 °C virtually all spruce  
271 forests in temperate Europe will be at high or very high risk from bark beetle infestation (Fig. 4,  
272 Appendix 3). In general, areas and/or time periods that experience a combination of warmer and drier  
273 conditions will undergo particularly strong population irruptions [59,83]. These increases will not occur  
274 at a consistent rate, but rather are expected to come in waves that are synchronized across several  
275 hundred kilometres and will be triggered by climatic extremes such as cyclonal storms and large-scale  
276 droughts [84].



277

278 Fig. 4 Probability of a model Norway spruce stand (fully stocked, 100-year-old) being disturbed by bark beetles  
279 under historical temperature conditions (1979-1990), and under +2 °C and +4 °C temperature scenarios. Drought  
280 conditions were assumed to remain unchanged at the level of 1979-1990. Bars on the top show the relative share  
281 of Norway spruce growing stock in Europe in different risk classes. For description of data and methods, see  
282 Appendix B.

### 283 2.3 Impacts of bark beetle outbreaks

284 Bark beetle outbreaks affect forest ecosystems and societies in multiple ways, ranging from altered  
285 element cycles, to shocks in the provisioning of ecosystems services, to diverse economic and social  
286 impacts. We here provide a short synthesis of these diverse impacts as background for the bark beetle  
287 management strategy formulated in the following sections.

#### 288 *Element cycles*

289 Large-scale bark beetle outbreaks can have substantial impacts on the biogeochemical cycles of forest  
290 ecosystems. Outbreaks reduce the amount of carbon stored in forest ecosystems because of reduced  
291 carbon uptake due to a mortality-related reduction in leaf area [85] and increased carbon loss from  
292 litter and soil due to increased activity of decomposers [9]. Even though the young forests that emerge  
293 after an outbreak may act as sinks for atmospheric carbon [86], a Central European landscape heavily  
294 disturbed by bark beetles may require 30 years to reach carbon parity with undisturbed forests [12].  
295 Outbreaks can also result in increased nitrogen mineralization rates and a better nitrogen supply to  
296 the foliage of regenerating trees [87]. However, outbreaks might also induce short-term nitrogen  
297 losses from the system, for example in the form of nitrate leaching [88]. Due to a reduction in the  
298 water use of attacked trees, both water availability in the soil and water runoff increase after a bark

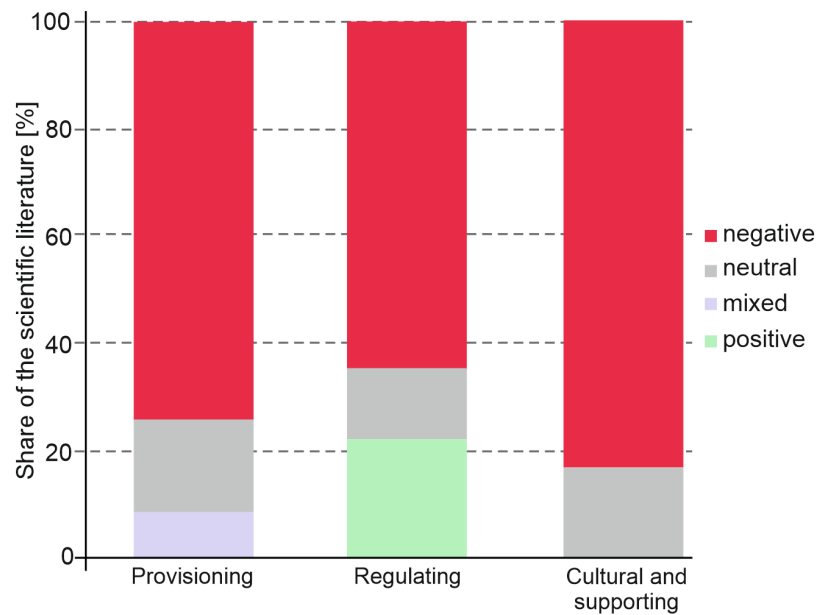
299 beetle outbreak [10]. Also the timing of water runoff can change, as canopy interception is reduced  
300 and snowmelt is accelerated in beetle-disturbed systems [11].

### 301 *Biodiversity*

302 Bark beetle outbreaks strongly alter forest structure [85,89], reset forest succession [90], and create  
303 heterogeneous tree cover patterns that lead to more complex forests in the future [29,30,64,91,92].  
304 Outbreaks also increase light availability and the amount of dead wood in forest stands, which is  
305 beneficial for many forest-dwelling species [93]. Consequently, many species, including some  
306 important red-listed species, respond positively to bark beetle disturbances [32]. The complex post-  
307 outbreak landscape patterns can provide habitat for species such as the small hazel grouse *Tetrastes*  
308 *bonasia* and important flagship species of conservation, such as capercaillie *Tetrao urogallus* [94,95].  
309 Nonetheless, the effect of outbreaks on individual species strongly depends on their particular habitat  
310 requirements and life history strategy, with both positive and negative effects being reported [54,96].  
311 Stand-replacing tree mortality from bark beetles can cause a decline in endangered species,  
312 particularly species that have a limited distribution area. Such examples have been reported after  
313 mountain pine beetle and southern pine beetle *Dendroctonus frontalis* outbreaks in the USA [97–100],  
314 but there are no cases reported to date in Europe.

### 315 *Ecosystem services*

316 A meta-analysis has shown that all categories of ecosystem services, i.e. provisioning, regulating,  
317 cultural and supporting services, are negatively impacted by bark beetle outbreaks ([39] Fig. 5). The  
318 provisioning of timber is affected by bark beetle outbreaks through the need to harvest stands  
319 prematurely and a quality reduction of harvested timber caused by beetle-associated blue-stain fungi  
320 [101]. Impacts on regulating ecosystem services include an increasing risk of natural hazards such as  
321 mudslides and debris flows [102,103]. Also, changes in N cycling can temporarily reduce water quality  
322 after bark beetle outbreaks at the local scale, whereas effects at larger scales and over longer time  
323 periods are minor [32,104]. Impacts on cultural ecosystem services are manifested by decreased  
324 recreational value of bark beetle-affected landscapes [37,105].



325

326 Fig. 5 Impacts of bark beetle outbreaks on ecosystem services. The figure shows the distribution of the evidence  
327 of bark beetle impacts collected from 41 scientific papers over different categories of ecosystem services. Source:  
328 [39]

### 329 *Economic impacts*

330 Economic consequences of outbreaks arise from both the direct losses of trees and the market impacts  
331 of resulting massive, synchronous salvage and sanitation harvesting [106,107]. Outbreaks result in a  
332 pulse of timber supplied to the market and this can lead to positive short-term market dynamics,  
333 including a temporary increase in employment, activity (logging, transportation, sawing, wood  
334 processing, etc.) and timber exports. However, markets may eventually become saturated with wood,  
335 as market participants increasingly attempt to liquidate beetle-killed timber, or even harvest healthy  
336 stands in anticipation of decreasing timber prices or future expansion of outbreaks [106]. For example,  
337 in 2005 the storm Gudrun and a subsequent bark beetle outbreak caused a temporary decrease in  
338 Swedish timber prices from 40 to 25 €/m<sup>3</sup>, though prices recovered in the next years [108].

339 In the short-term, timber-processing companies tend to benefit from the cheap timber generated by  
340 bark beetle outbreaks. Timber producers are negatively impacted by reduced timber prices and  
341 increased logging, sanitation and regeneration costs. For example, the southern pine beetle caused a  
342 short-term economic loss of about \$375 million from 1977 to 2004, (in 2004 constant dollars) to the  
343 timber market in the southern US. Timber producers lost about \$1,200 million, while timber-  
344 processing companies gained about \$837 million from lower roundwood prices [16]. Similar data for  
345 Europe are not available. In the longer-term, as the forests recover, timber supplies and exports are  
346 expected to decline and timber prices to rise due to a reduced availability of timber on the market.

347 However, this increase in timber prices typically does not compensate for the initial price decline, and  
348 thus also the long-term economic effect of outbreaks for forest owners is negative [16,107].

349 Economic consequences of bark beetle outbreaks also include reduced property values [109] and  
350 reduced income from tourism [110]. For example, tree mortality caused by the mountain pine beetle  
351 in Colorado, USA, induced a 5-22% loss in home values depending on county, timing and severity of  
352 the outbreak. By comparison, there was a general increase in home prices in areas not affected by  
353 beetle outbreaks during the same period [109]. Effects on recreation values are not so clear; for  
354 example, Rosenberger et al. [110] reported that moderate to severe mountain pine beetle outbreaks  
355 in the Rocky Mountain National Park (USA) caused important losses in total recreation value.  
356 Conversely, Dhar et al. [111], found that overall visitation and revenue earnings were not affected by  
357 beetle outbreaks in Canadian national parks. Similar research is currently lacking in Europe and  
358 constitutes a major knowledge gap regarding the impacts of bark beetle outbreaks.

### 359 *Social impacts*

360 Despite the importance and scale of bark beetle outbreaks in Europe now and historically, there is  
361 surprisingly little empirical research on the social aspects of outbreaks in the European context. When  
362 we did a systematic review of the social dimensions of bark beetle outbreaks we identified 41 case  
363 studies from North America, but only six from Europe during 1978 – 2018 [18,24,37,112–114]. The  
364 major social impacts identified in the literature are due to falling trees, fire hazard, aesthetic loss,  
365 reduced trail access, land use conflicts, loss of community identity, and affected park visitor experience  
366 (e.g., [18–20,24,115,116]). In parts of Europe, bark beetle outbreaks have even triggered social unrests  
367 and political instability. In Poland, for example, efforts to control the outbreak in the Bialowieza Forest  
368 led to public demonstrations of disagreement with forestry policy, resulting in the involvement of EU  
369 authorities [117]. Contrary to these negative impacts, some studies suggest that impacts such as  
370 emergent views for tourists and increased ecological awareness of some social groups are positive  
371 societal effects [19,37].

372 When formulating management strategies, it is important to understand the sociological factors that  
373 affect how people perceive and respond to natural disturbances. For example, Müller [24] showed  
374 how political conflicts over the management of bark beetle disturbance in Germany's Bavarian Forest  
375 National Park were rooted in opposite sociocultural attitudes toward the disturbed landscape.  
376 Different social groups often perceive and respond to outbreaks in distinct ways. For example, park  
377 visitors from local areas often have a more negative view of bark beetle impacts than tourists traveling  
378 a longer distance to visit a park [37,116]. Compared to longer-time residents, newcomers report lower



379 satisfaction with land management entities and are less likely to act in response to forest disturbance  
380 [118,119].

381 As human responses to beetle disturbance are directly influenced by the socioeconomic and  
382 biophysical characteristics of local communities [120], it is essential to maintain a good balance  
383 between diverse community contexts and landscape-scale forest management by incorporating local  
384 perspectives into risk mitigation strategies. Perception of threat also varies with time and proximity.  
385 For example, research on community responses to a North American spruce beetle *Dendroctonus*  
386 *rufipennis* outbreak on the Kenai Peninsula, Alaska showed that although the local residents'  
387 perception of beetle-related risks generally decreased over time, concerns remained high about  
388 immediate threats to personal property and safety (e.g., forest or grass fire). This suggests the social  
389 ramification process of forest risks related to insect disturbances is much more complicated than  
390 usually assumed [121].

### 391 3. A context-dependent framework for managing bark beetles

392 Currently applied disturbance management in Europe has emerged based on experiences acquired  
393 over the last two centuries. Most European countries have adopted legislations on the management  
394 of natural disturbances that require monitoring, control and interventions to mitigate negative impacts  
395 on forest resources and economies [122]. Though the level of obligation and detail of the prescribed  
396 procedures differ among countries, top-down approaches that strive to exert control over the  
397 disturbance and the post-disturbance vegetation development prevail. In the case of *I. typographus*,  
398 for example, the concept of “forest hygiene” (e.g. [123]) has been broadly advocated. The current  
399 disturbance management approach in many parts of Europe thus exhibits features of the *command-*  
400 *and-control pathology* originally described by Holling and Meffe [45] and recently summarized by Cox  
401 [48]. This concept describes a problematically large degree of authoritative centralization and control  
402 in a governance system. It is characterized, for example, by an inadequate analytical simplification of  
403 the problems in question, a preference for ‘one-size-fits-all’ solutions (the panacea approach), and a  
404 lacking acknowledgement of local social and ecological knowledge and practices. The command-and-  
405 control approach can lead to deterioration of social-ecological systems and loss of resilience. Recent  
406 events have demonstrated the inefficiency of current management approaches to address the  
407 intensifying bark beetle outbreaks and an increasing desire of the general public to participate in  
408 forestry policy decision-making.

409 Here we propose a context-dependent management framework that incorporates emergent  
410 understanding from disturbance ecology, population dynamics, economics, social sciences, and other  
411 research fields. The context-dependency of the proposed approach means that we differentiate  
412 between forests managed for different societal objectives. Our approach emphasizes tailor-made  
413 solutions for different social-ecological contexts rather than any uniform solution. In particular, we  
414 begin with the recognition that effects of bark beetles range from highly positive (fostering biodiversity  
415 and contributing to nutrient cycling) to highly negative (reducing desired ecosystem services),  
416 depending on site-specific management objectives and the human values that are emphasized.  
417 Accordingly, management responses should span the full range from non-intervention (in  
418 environments where conservation of natural ecosystem processes is the main management objective)  
419 to active prevention and mitigation of excessive population levels (in environments where the main  
420 objective is to create economic value from timber production). For the sake of clarity, we first present  
421 our ideas for two contrasting societal objectives that represent the end-members of what is actually a  
422 continuum of forest management goals:



423 1. Wood and biomass production to generate economic values: forests managed under this  
424 objective dominate in Europe, and a large share of them is stocked with Norway spruce and  
425 thus may be affected by *I. typographus* outbreaks (Appendix E). Because bark beetles directly  
426 threaten economic values and because the timber industry is an important part of many  
427 national economies, interventions against bark beetles are typically legally required in these  
428 systems.

429 2. Conservation of biodiversity, natural processes and other conservation values: forests  
430 managed under this objective (henceforth referred to as High Conservation Value Forests;  
431 HCVF) include national parks, biological reserves, and wilderness areas. A restricted range of  
432 management measures is allowed in these forests, which are designated to conservation by  
433 law. Most HCVF are categorized as Wilderness Areas (categories Ia and Ib) or National Parks  
434 (category II) according to the International Union for Conservation of Nature (IUCN). Other  
435 HCVF include small, strictly protected reserves embedded in production forest landscapes. In  
436 Europe, 3.6% of spruce growing stock is located in the IUCN categories I and II, while 23.5 % of  
437 the growing stock is located inside protected areas in general. At the same time, 88.9 % of the  
438 IUCN categories I and II are estimated to contain spruce and may thus face infestation of *I.*  
439 *typographus* (according to the World Database of Protected Areas; Appendix E).

440 We do, however, recognize the fact that a large share of Europe's forests is managed for multi-  
441 functionality, generating finer-scale trade-offs between the two end-member categories described  
442 above. After developing management approaches for production forests and HCVF we therefore  
443 elaborate on how management principles may be integrated also into the context of multi-purpose  
444 forest management.

### 445 3.1 Forests managed for timber production and economic values

446 A growing body of evidence suggests that many of the present-day production forests stocked with  
447 Norway spruce in Europe cannot be sustained under climate change [82,\*124]. Still, active  
448 management of bark beetles will remain an important task for the coming decades, in parallel with an  
449 overall transition of forest management to different tree species and management systems. Effective  
450 outbreak management needs to be embedded into a broader agenda of climate change adaptation  
451 and a comprehensive risk management framework for the entire forestry sector. To facilitate an  
452 integration of the ideas presented here into such efforts we present a framework for comprehensive  
453 bark beetle management that includes four complementary components: preparedness, prevention,  
454 response, and recovery (Table 1). These phases incorporate infrastructural, legislative, ecological, and

455 social components in a structured but overlapping progression. Some overlap between phases is  
456 inevitable, as for example some specific practices can achieve multiple functions.

457 We deliberately deviate from the traditional sequence of management phases by placing preparedness  
458 before prevention. This allows us to first address numerous legislative, infrastructural and other  
459 aspects that operate at largely national and regional scales, thereby facilitating activities in the  
460 remaining phases. Preparedness differs from prevention, as prevention mostly addresses bark beetle  
461 and vegetation management measures at a scale of forest management units, yet its efficiency is  
462 contingent on the level of preparedness. Moreover, management of bark beetle populations often  
463 differs from management of other pulse disturbances such as floods and wildfires [125,126], because  
464 biotic systems tend to be characterized by unique density-dependent sources, rates, and degrees of  
465 internally generated positive and negative feedbacks [57,64].

#### 466 *Preparedness*

467 From an ecological perspective, preparedness addresses a complex set of measures fostering forest  
468 resilience, i.e., the ability to swiftly recover from disturbances caused by population irruptions  
469 [51,127,128]. Resilience-oriented management focuses, for example, on maintaining a vital layer of  
470 advanced regeneration in the forest, management of disturbance legacies, and maintaining a balanced  
471 distribution of late- and early-seral species in the forest to facilitate fast recovery after disturbances  
472 [92,129]. Resilience is an overarching concept that helps to cope with the high level of uncertainty  
473 related to future disturbance dynamics and shifting social objectives, and thus underlies all the  
474 remaining phases.

475 The *social aspects* of the preparedness phase includes a number of factors, such as improved education  
476 about disturbance management and bark beetle ecology, maintaining sufficient levels of trained  
477 professionals on site, strengthening international cooperation in population monitoring and  
478 management, developing communication platforms that increase the awareness of all relevant social  
479 groups about the positive and negative roles of forest disturbances, and building relationships with  
480 local stakeholders and communities [130]. Involving local communities in the designation of  
481 management objectives is a key element in developing a shared understanding of natural disturbances  
482 in forests. Such a shared understanding is a prerequisite for successful disturbance management [131].

483 Preparing forest *infrastructure* for bark beetle outbreaks includes the provisioning of ample timber  
484 storage capacities to cope with large amounts of salvaged timber and buffer negative impacts on  
485 timber markets [132]. Improved forest road networks allow the timely implementation of  
486 management responses (including salvage and sanitation fellings) throughout the landscape [133], and  
487 sufficient nursery capacities provide enough seedlings of diverse genetic stock of desired tree species

488 for (partial) replanting of disturbed sites [134]. Development of early-warning and hazard rating  
489 systems that combine near-real time meteorological data, remote sensing and field surveys can help  
490 to identify vulnerable stands and better target scarce management resources [135–138].

491 Finally, *adaptive legislative frameworks* are an important component of preparing for bark beetle  
492 outbreaks. These frameworks should contain evidence-based guidelines for conducting salvage and  
493 sanitation operations, and for when it is necessary to plant in order to aid post-disturbance recovery.  
494 Legislative frameworks should also provide guidance on the geographical transfer of reproductive  
495 material [139] and could be complemented by incentive schemes that support efficient disturbance  
496 responses and recovery operations [140]. These instruments also need to be supported by a certain  
497 level of international harmonization. Each of these legislative elements must be put into place well in  
498 advance of an outbreak so that they can take effect once a disturbance occurs.

#### 499 *Prevention*

500 Prevention mainly focuses on *ecological aspects* and includes population-based measures aimed at  
501 preventing the build-up of bark beetle populations, as well as stand-/landscape-based measures that  
502 manipulate forest conditions to create environments that reduce the probability of outbreak initiation  
503 and spread [30,141]. Prevention addresses a complex set of measures aimed to reduce the likelihood  
504 and extent of outbreaks. For example, resistance to outbreaks can be improved by increasing tree  
505 species, age, and genetic diversity, by judicious site selection (i.e., planting on sites for which a tree  
506 species is well adapted and that has water retention and soil nutrient properties supporting tree  
507 resistance to attack), and by promoting natural enemies of bark beetles. By increasing forest diversity,  
508 beetle population increases and decreases are distributed more evenly over space and time, thus  
509 making large-scale outbreaks less likely. Furthermore, a key element of prevention is quantitative  
510 monitoring, tracking changes in populations of native bark beetles and their natural enemies, as well  
511 as changes in host tree resistance to attack. In addition, monitoring can track the occurrence and tree-  
512 killing capacity of emerging invasive or native pests [142–144].

513 All these preventive measures include elements such as timely detection and removal of infested trees  
514 [41], maintaining compositionally and structurally diverse stands [75,76], increasing host tree  
515 resistance by e.g. thinning [74], creating habitats for natural enemies of bark beetles [145], and  
516 decreasing landscape-scale host connectivity [30,146]. As these measures are largely consistent with  
517 broader objectives of climate change adaptation in Europe's forests they are likely beneficial beyond  
518 the specific aim of bark beetle management [147].

519 *Social aspects* of prevention include the coordination of preventive measures across the landscape,  
520 particularly when there are multiple owners and when forest lands are managed for different

521 objectives. For example, small-scale owners may not be able to manage scattered windthrows or  
522 implement large-scale transformation of forest species composition in an efficient manner without  
523 established coordination platforms. Ongoing prevention measures must be effectively communicated  
524 to reach wide acceptance among forest owners and other stakeholders, although measures included  
525 in the prevention phase are typically not a subject of public outcry.

#### 526 *Response*

527 The aims of responding to bark beetle outbreaks are to mitigate outbreak impacts and prevent  
528 negative effects on management objectives. *Ecological aspects* include the removal of freshly killed  
529 and infested trees to reduce the amount of available breeding substrate and prevent deterioration of  
530 timber quality and further reduction of timber value [107,148,149]. The latter aspect is particularly  
531 important in Europe's production forests where management decisions are chiefly driven by economic  
532 considerations. However, an important management response to outbreaks that should be considered  
533 more often is the deliberate decision to make no intervention. This can be the most efficient option  
534 when tree removal is likely to have little effect on bark beetle populations, may compromise the  
535 provisioning of ecosystem services, and may interfere with post-outbreak recovery [49,52,150].  
536 Evidence-based *infrastructure responses* to bark beetle outbreaks include the development and  
537 application of formal models that help decision makers evaluate the inherent trade-offs of various  
538 response measures [151,152]. *Social responses* to bark beetle outbreaks include the decision to reduce  
539 planned harvests elsewhere (in order to compensate for high levels of salvage harvesting in disturbed  
540 parts of the landscape), and the temporary storage of salvaged timber to buffer market impacts.  
541 Preventing injuries by falling dead trees, e.g. along hiking routes, is another important social response  
542 measure. Finally, maintaining an open dialogue with stakeholders can reduce the risk of negative  
543 reactions towards the applied response measures [23].

#### 544 *Recovery*

545 Recovery measures aim to support the establishment of a new tree cohort on disturbed sites and the  
546 recovery of forestry economies affected by a disturbance. Recovery measures thus focus on creating  
547 forest structures that are consistent with management objectives and are resilient to future changes  
548 in climate and disturbance regimes [51,153]. Measures include *silvicultural approaches* to foster  
549 diverse stands [154,155], maintain sufficient early-successional species across the landscape (due to  
550 their ability to swiftly recolonize disturbed patches), and integrate disturbance legacies (e.g., individual  
551 surviving trees, standing and downed deadwood) into the recovering forest [156]. In order to enable  
552 natural regeneration, ungulate populations should be kept low, particularly during the initial recovery  
553 phase. A *social aspect* of disturbance recovery includes subsidies for recovery measures. Such subsidies

554 could, for instance, support the planting of new species that are better adapted to future conditions,  
555 or distribute economic risks among forest owners via forest insurance schemes [157]. Still, negative  
556 aspects of subsidy policies, such as a reluctance of forest owner to insure and invest in prevention,  
557 need to be considered [17]. Maintaining a dialogue with all stakeholders allows tracking changes in risk  
558 perceptions. We note that many recovery measures are contingent on measures taken to increase the  
559 preparedness to bark beetle outbreaks (e.g., an increased capacity of nurseries, the presence of a vital  
560 cohort of advanced regeneration, an adapted density of ungulates), illustrating the interconnectedness  
561 of measures taken along the four steps proposed here.

562

	<b>Preparedness</b>	<b>Prevention</b>	<b>Response</b>	<b>Recovery</b>
<b>Objectives</b>	<p>Revise forestry education</p> <p>Strengthen international collaboration in disturbance management and monitoring</p> <p>Build relationships with local communities</p> <p>Establish forest and pest monitoring systems and data dissemination protocols</p> <p>Support advanced regeneration</p> <p>Secure coordination of disturbance management in multi-owner landscapes</p> <p>Monitor forest conditions and pest populations</p> <p>Maintain and enhance the level of forestry infrastructure</p>	<p>Reduce the risk of outbreaks</p> <p>Keep high level of awareness about forest conditions and pest populations</p> <p>Maintain a high level of forestry infrastructure</p> <p>Reduce the risk of negative public response to preventive measures</p>	<p>Prevent outbreak expansion</p> <p>Mitigate social, economic and environmental impacts</p> <p>Monitor and forecast outbreak development</p> <p>Reduce the risk of negative public perception of applied response measures</p> <p>Secure coordination of disturbance management in multi-owner landscapes</p>	<p>Secure regeneration of disturbed stands</p> <p>Foster climate-adaptedness and resilience of the new forest generation</p> <p>Monitor recovery dynamics</p> <p>Consolidate affected forestry economies</p> <p>Inform the previous management phases about the effect of measures taken</p>
<b>Measures</b>	<p>Develop new curricula for education and training at all levels of forest policy- and decision-making.</p> <p>Develop communication platforms for multi-stakeholder dialogue, and engage social scientists and professionals</p>	<p>Quantitatively sample populations of bark beetles and predators using pheromone traps and remote-sensing systems, and disseminate data</p> <p>Apply knowledge-driven sanitary operations</p>	<p>Apply knowledge-driven sanitary operations</p> <p>Apply salvage operations addressing trade-offs between mitigation of economic impacts and collateral impacts on the environment and the recovery process</p>	<p>Maintain high nursery production of seedlings of desirable species and provenances</p> <p>Subsidize recovery measures</p>

	<p>Develop data-driven crisis plans for managing large-scale forest disturbances</p> <p>Develop high-level timber storage, nursery, and transportation infrastructure</p> <p>Develop decision-support systems to guide salvage and sanitation operations with regard to multiple objectives</p>	<p>Maintain tree vitality using silviculture operations</p> <p>Foster complex forest structures and diverse species compositions, reduce the share of spruce</p> <p>Create forest landscapes that prevent large-scale spread of outbreaks</p> <p>Communicate preventative measures to the public via diverse dissemination platforms</p>	<p>Reduce regular harvests and exploit storage capacities for salvaged timber to buffer impacts on the market</p> <p>Subsidize response measures, including tax reductions and other indirect measures</p> <p>Communicate response measures to the public to prevent undesired responses</p>	<p>Support affected forest owners and economies to speed-up their recovery</p> <p>Keep density of ungulates low to protect forest regeneration</p>
<b>Tools</b>	<p>Modern teaching materials</p> <p>Improved monitoring tools, such as intelligent pheromone traps, semi-automatized detection algorithms for remote sensing data, etc.</p> <p>Models to optimize regional-to-national disturbance management infrastructure</p> <p>Decision support systems optimizing multi-objective disturbance management operations</p>	<p>Improved monitoring tools and protocols</p> <p>Hazard-rating models to target preventive measures to high-risk stands</p> <p>Improved silviculture practices</p> <p>Targeted communications platforms and channels</p>	<p>Models for spatial and temporal optimization of disturbance management operations</p> <p>Wood cycle models to identify bottlenecks in the disturbance-affected forestry sector</p> <p>Targeted subsidy systems</p> <p>Targeted communications platforms and channels</p>	<p>Tree species distribution models to optimize planting for future climate conditions</p> <p>Sampling design and protocols to permanently monitor forest recovery</p> <p>Targeted subsidy systems</p> <p>New repellents and other technologies to manage ungulates</p>
	<b>Preparedness</b>	<b>Prevention</b>	<b>Response</b>	<b>Recovery</b>

563 Tab. 1 Main elements of a framework for comprehensive bark beetle management distributed along four management phases: preparedness, prevention,  
 564 response, and recovery. The included elements are representative of a broader set listed in Appendix F. ‘Measures’ indicate specific actions needed to reach  
 565 different objectives. ‘Tools’ indicate specific technologies, materials, legislation and other means that support individual measures.

### 566 3.2 Forests managed for biodiversity and nature conservation

567 The default approach to managing HCVF is to conserve natural processes and not intervene with  
568 ecosystem dynamics [38]. The key questions related to the management of natural disturbance in  
569 HCVF is thus under which circumstances an active intervention is necessary, and whether interventions  
570 are in conflict with the main management objective for these forests, i.e. the conservation of  
571 biodiversity [25]. Important considerations include (i) whether a particular disturbance falls within the  
572 historical range of variability of a given forest and thus should be treated as part of the natural forest  
573 dynamics; (ii) what the social and economic implications of non-intervention are, including a potential  
574 loss of recreational value; (iii) concerns about outbreak expansion to adjacent production forests; and  
575 (iv) threats to focal species of conservation in a given territory, from both the disturbance itself and  
576 the potential management response.

577 In Europe, most insect outbreaks in HCVF have been and still are caused by native bark beetles. In  
578 these cases, bark beetles and the disturbances that result from their colonization of trees are part of  
579 the natural system, contribute to natural ecosystem dynamics and often increase biodiversity [158]. A  
580 long history of co-evolution between host tree, bark beetle and associated species [159] ensures that  
581 a „correction“ by management is rarely required [17,56]. As a consequence of their co-evolutionary  
582 history with disturbance, many species in Europe (including threatened ones) are adapted to the early  
583 stages of forest succession following bark beetle outbreaks [32,93]. Even some species that were  
584 previously considered specialists dependent on the presence of mature stands (e.g., *Tetrao urogallus*)  
585 have been found to thrive in the heterogeneous landscapes that emerge after bark beetle disturbances  
586 [160]. Consequently, the early successional habitats resulting from an outbreak of a native bark beetle  
587 are valuable for conservation [54].

588 There are, however, situations when active intervention against bark beetles is a justifiable option in  
589 HCVF. These mainly include (i) invasions by non-native pest species, (ii) range expansion of native bark  
590 beetles into habitats that have not been occupied by them previously (e.g., due to climate change), (iii)  
591 threats to trees or stands of exceptional conservation value (e.g., the last old-growth remnants of a  
592 certain area), and (iv) threats to focal species of conservation. We elaborate below the conditions  
593 under which active management interventions might be justifiable in HCVF and how such interventions  
594 might differ from those made in commercial forests.

595



596 *Risk from non-native pests*

597 Invasive species, i.e. the most damaging introduced species, can have severe impacts on HCVF and  
598 cause dramatic changes to their historical disturbance regimes [161]. In Europe's Norway spruce  
599 forests, no invasive bark beetle species have emerged to date. However, at least 18 non-native bark  
600 beetle species have established in Europe already and introductions occur at an accelerating rate [162].  
601 Because most invasions take place at large spatial scales (i.e., beyond the boundaries of individual  
602 conservation areas), management options in individual HCVF are limited. The most efficient means to  
603 halt species invasions are coordinated nationwide or international actions (e.g. [163]).

604 *Expansion of native bark beetles into new territories*

605 An emergent situation in some HCVF is that native bark beetle species expand their outbreak range  
606 into higher altitudes or latitudes in response to climate change. This might critically impact  
607 conservation values and disrupt natural ecosystem dynamics in HCVF. The beetles may encounter  
608 evolutionarily naïve or semi-naïve host trees, i.e., trees with no or little prior contact with the beetle  
609 over recent evolutionary history, and which therefore lack effective defences [164]. One well  
610 documented example is the elevational shift of mountain pine beetle in North America into high-  
611 elevation whitebark pine *Pinus albicaulis* forests, which have relatively low resistance against attacks  
612 [165]. This has resulted in high tree mortality that reduces the availability of whitebark pine cones as  
613 food for grizzly bears (*Ursus arctos horribilis*) and other endangered wildlife, and has created multiple  
614 other adverse environmental impacts [166]. In Europe, *I. typographus* expands its range into northern  
615 Europe in response to relaxed temperature limitations [167] and its outbreak range into higher  
616 elevations in protected areas of the Alps [80]. Further south, the northern bark beetle *Ips duplicatus* is  
617 expanding its range southwards in Eurasia, causing considerable damage to spruce forests in some  
618 locations [168]. Range expansion of native species needs to be continuously monitored and  
619 containment actions could be considered. However, currently no immediate conservation threats are  
620 known from range expansions of native bark beetles in Europe [24]. Furthermore, these expansions  
621 could conceivably help forests in high latitudes and elevations adapt more quickly to the emerging  
622 climatic conditions [169].

623 *Risk to trees and stands with high conservation value*

624 Old-growth forests are rare in most parts of Europe [170]. They typically have forest structures that  
625 are associated with high resilience to disturbances and have high biodiversity. Moreover, old-growth  
626 forests show lower climate sensitivity than younger forests [171]. Relict stands of old trees are thus  
627 highly valued by conservation managers and the general public, and are frequently under strict  
628 protection [172]. Because these stands are usually small, active management tools such as anti-

629 aggregation pheromones or sticky traps can be considered in efforts to sustain such stands in the face  
630 of a bark beetle outbreak. However, whether such relict stands can be protected from bark beetles in  
631 the long run remains uncertain.

#### 632 *Risk to focal species of conservation*

633 Large stand-replacing bark beetle outbreaks can threaten local populations of species of conservation  
634 concern, particularly if their remaining habitat is small. To date, no threats from bark beetles to species  
635 of conservation concern have been reported for Norway spruce forests in Europe. However, examples  
636 from North America illustrate the potential for negative effects of bark beetle outbreaks. Populations  
637 of the endemic squirrel *Tamiasciurus hudsonicus grahamensis* declined sharply in response to an  
638 extensive mountain pine beetle outbreak [97], and the endangered red-cockaded woodpecker  
639 *Leuconotopicus borealis* suffered from a loss of cavity trees after bark beetle attacks [100].

#### 640 *Management options*

641 The most common tools for controlling outbreaks by native bark beetles in HCVF are similar to those  
642 applied in production forests [\*173]. However, several recent studies have shown that management  
643 measures such as salvage logging can have adverse impacts on conservation goals [174,175]. These  
644 impacts include declines in native species populations [54], a shift in community assembly processes  
645 [50], reduced natural regeneration [176], and the loss of key forest structures such as abundant  
646 deadwood and old legacy trees surviving the disturbance[177]. If bark beetle control measures are  
647 implemented in HCVF, their benefits need to be balanced against their negative impacts, and measures  
648 to minimize negative impacts should be taken.

649 Beyond the measures already discussed for production forests, a widespread approach for managing  
650 bark beetles in conservation areas of Europe is zoning, i.e. designating a non-intervention zone at the  
651 core of a protected area that is buffered by a management zone of sufficient width to prevent bark  
652 beetle outbreaks to spread into surrounding managed forests [178]. Typical buffer widths for  
653 management zones are between 200 and 500 m for *I. typographus*. Zoning also increases the social  
654 acceptance of non-intervention in core zones of protected areas, as it dispels the widely held belief  
655 that protected areas act as sources or epicentres for bark beetle outbreaks. In fact, recent research  
656 indicates that large, unmanaged HCVF in Europe often attract more bark beetles from surrounding  
657 managed forests than they export [179].

658 Another regularly applied management approach for bark beetles in HCVF areas is “low impact”  
659 salvage logging that preserves part of the biologically legacies created by the disturbance. This can be  
660 done for instance by debarking infested trees to effectively destroy the beetle brood but retain the

661 deadwood in the forest. This approach is expensive and also has negative effects on a broad  
662 community of organisms that depend on the specific microclimate under the bark of beetle-infested  
663 trees. In recent years, an equally efficient tree-level approach with lower biodiversity impact has been  
664 developed (“bark scratching”), in which multiple longitudinal strips of bark are removed from fallen  
665 trees [180]. In addition to benefiting biodiversity, bark scratching has also proven to be economically  
666 and aesthetically advantageous compared to complete debarking of beetle-infested trees.

### 667 3.3 Multifunctional forests

668 The two approaches to dealing with bark beetle disturbances described above are representative for  
669 the end-members of management objectives along a production – conservation gradient. As such they  
670 can be applied in areas where commodity production and conservation are spatially segregated, and  
671 where buffer zones between the two categories mitigate undesired interactions. However, in many  
672 parts of Europe an integrative, multi-functional approach to forest management prevails. In forests  
673 managed for multiple objectives managers usually aim to simultaneously produce timber and  
674 maximize the habitat value of the forest ecosystem [181]. Consequently, reconciling the two  
675 alternative approaches to dealing with bark beetle outbreaks remains a challenge for multifunctional  
676 forest management. No general recommendations for how to address these challenges can be given,  
677 as the success of management depends strongly on site-specific management objectives and local  
678 contexts, which are highly diverse across Europe. Nonetheless, we here formulate some general ideas  
679 that can guide the development of tailor-made bark beetle management strategies for forests  
680 managed for multiple objectives:

- 681 - The spatial scale of integrative, multi-functional forestry should be reconsidered. Traditionally,  
682 the stand scale has been the focus of management considerations in Europe, and the goals of  
683 multi-functionality have also largely been assessed at this scale. However, achieving multi-  
684 functionality at the stand scale might be near impossible in the face of landscape-scale drivers  
685 such as bark beetle disturbances. Instead, we propose to adopt a landscape-scale approach in  
686 which the benefits of bark beetle containment on forest production can be maximized by  
687 focusing on particularly valuable and vulnerable stands, while natural disturbance dynamics  
688 can be allowed in other parts of the landscape with lower importance for the locally relevant  
689 portfolio of ecosystem services (e.g., [183]).
- 690 - Non-intervention should not be categorically rejected as a management option in multi-  
691 functional forests, especially if salvage and sanitation logging are not feasible due to economic,  
692 logistic and other reasons. In such cases, non-intervention could limit disturbance-induced  
693 losses and increase forest biodiversity through deadwood retention. Advanced planning tools

694 for multi-criterial optimisation of salvaging decision can be used to support such  
695 considerations [182].

696 - Financial incentives should be established that facilitate integration of natural disturbance  
697 dynamics into landscapes managed for multiple ecosystem services. These incentives could  
698 compensate forest owners for (i) potential losses of marketable ecosystem services due to  
699 bark beetles and (ii) losses due to management restrictions resulting from natural  
700 disturbances. As bark beetle disturbances are a potent means to increase the biodiversity of  
701 managed forests (e.g., by enriching their deadwood stocks [158]) funds for biodiversity  
702 conservation could be used to promote a more balanced disturbance management in multi-  
703 functional forests.

704 - Improved information about the potential roles and effects of bark beetles are particularly  
705 needed in multi-functional forest landscapes. Because such landscapes aim to fulfil many  
706 functions simultaneously they usually also have a large and diverse set of stakeholders. Raising  
707 awareness of the trade-offs involved in bark beetle management and clearly communicating  
708 the rationale behind individual management decisions (e.g., salvage logging in some parts of  
709 the landscape, no intervention in others) is of paramount importance to increase the local  
710 acceptance of bark beetle management in multi-functional forests.

#### 711 4. Discussion and conclusions

712 Recent decades have seen a dramatic change both in the dynamics of bark beetle outbreaks and in  
713 public attitudes to and perceptions of natural disturbances [26, 37, 96]. The adaptation of  
714 management strategies, however, lags behind these social-ecological changes, and this may erode the  
715 ability of management to address the emerging challenges. Although several synthesis papers on  
716 different aspects of bark beetle ecology and management have been published recently [\*14,\*\*58,63],  
717 Wermelinger [42] – published 17 years ago – remains the latest comprehensive review paper on the  
718 management of *I. typographus* in Europe (but see relevant syntheses of bark beetle management by  
719 Fettig and Hilszczański [184] and the work of Fettig et al. [141] for *D. ponderosae*). The last decades  
720 have seen a remarkable advance in our understanding of bark beetle outbreak drivers and impacts,  
721 principles of ecosystem management, governance, and the prominent role of climate change in the  
722 dynamics of ecological and social systems. These advances suggest the need to reconsider previous  
723 strategies for bark beetle management. In this paper we have synthesized the current understanding  
724 of bark beetle ecology and formulated a new management framework to address bark beetle  
725 outbreaks. Cornerstones of the management strategy outlined here are context-dependency, a holistic

726 integration across the entire management cycle, consideration of how ecosystem dynamics are  
727 affected by climate change, and recognition of the social-ecological complexity of managing bark  
728 beetle outbreaks.

#### 729 [4.1 Context-dependency](#)

730 Current outbreak or, more broadly, disturbance management often applies a unified set of measures  
731 across diverse environments and management objectives. Yet such measures can fit some social and  
732 ecological conditions better than others. For example, a global survey revealed that salvage felling is  
733 frequently implemented in protected areas to control outbreaks and recover economic values [\*173],  
734 even though this practice contradicts the main management objective in these areas (nature  
735 conservation). Insufficient coordination between societal objectives and management strategies often  
736 stems from poor understanding of the role of natural disturbances in ecosystem dynamics and an  
737 absence of clearly defined management objectives [\*14,131]. In HCVF, for example, efforts to control  
738 disturbance dynamics are often motivated by unrealistic expectations of how much mature and old-  
739 growth stands there should be on the landscape, and the perception of disturbed forest as a less  
740 desirable ecological state [17,56]. This implies that clear formulations of management objectives based  
741 on a consensus among relevant stakeholders is a precondition for successful management, an aspect  
742 that remains largely underappreciated in current bark beetle management practices.

743 Apart from local management objectives, ecological and geographical gradients form another  
744 dimension along which management strategies need to be organized. For example, bark beetle  
745 management can be more successful in thermally limited environments, such as mountain regions and  
746 high latitudes, where a harsh climate keeps bark beetle populations below the eruptive threshold. This,  
747 however, may differ at lower elevations and latitudes, where spruce has often been artificially  
748 introduced and where biotic risks are generally high [4]. Therefore, while management can succeed in  
749 controlling bark beetle populations in harsher climates, management should predominantly focus on  
750 transforming forest structure and composition in regions that are more favourable to the beetles.  
751 Here, outbreaks can effectively catalyse forest transformation and provide negative feedback to future  
752 disturbances [64,169]. We also note that our Europe-wide projections of bark beetle risks show that  
753 the extent of low-risk areas will decrease dramatically with increasing temperature (Fig. 4), and options  
754 for active containment of beetle populations will thus likely diminish.

755 To address the problem of context-dependency, we organized our framework around two contrasting  
756 management objectives that represent end points along a management continuum relevant for  
757 European forestry: delivery of timber production and economic values versus biodiversity and nature  
758 conservation [185]. Still, since much of Europe's forests are managed for multi-functionality our

759 proposed framework must be adapted to address challenges arising from e.g. conflicts between  
760 concurrent management objectives [186,187]) or from beetles migrating between forests with  
761 different management objectives [179,188]. Such problems cannot be addressed effectively when an  
762 outbreak has erupted, but rather require extensive and long-term institutional and legislative  
763 adaptation (e.g. improved education, development of compensation payment systems; [189,190]).  
764 This highlights the importance of preparedness for effective disturbance management. However, while  
765 a firm and evidence-based approach to the forestry versus nature conservation management  
766 objectives should be taken at the sectoral level, there is a range of embedded contexts which need to  
767 be addressed at decision-making and operational levels.

768 In the case of production forests, active management of bark beetle populations is the default option  
769 because outbreaks threaten the desired ecosystem services [39,102]. However, many situations may  
770 call for differentiated treatments, such as different bark beetle population levels, the distribution and  
771 conditions of host trees, institutional settings, and market conditions. Therefore, centralized  
772 management that applies a unified set of measures without considering the local context will often be  
773 a misguided strategy. Instead, tailored management approaches that include balanced combinations  
774 of monitoring and forecasting, preventive measures, salvage and sanitary operations, silviculture and  
775 non-intervention need to be formulated. For example, as opposed to the current European practice,  
776 we suggest that non-intervention could be used more if outbreaks are strongly driven by external  
777 factors, such as climate change, and if timber prices are depressed by large pulses of disturbed timber.  
778 Obviously, formulating management systems tailored to such a broad range of contexts requires new  
779 management planning tools. We therefore encourage the scientific community to develop a portfolio  
780 of management strategies for different contexts, as well as tools coupling process understanding of  
781 climate-sensitive disturbance dynamics with decision support. Implementation of such context-  
782 specific management will require increased education and training of forest managers at all levels.

783 Contrary to production forests, non-intervention is a default management option in HCVF because it  
784 is most compatible with efforts to preserve biodiversity and other conservation values [38]. Still,  
785 climate change and other anthropogenic processes, such as increasing rates of biological invasion,  
786 challenge the current static conservation paradigm [191]. Anthropogenic processes may shift  
787 disturbance regimes from their historical ranges and put conservation values at risk. To date, the  
788 management of HCVF only rarely considers challenges due to shifting climate and disturbance regimes,  
789 and relevant policies and operational guidelines are missing. To address this gap, we have summarized  
790 situations where bark beetle outbreaks interfere with conservation objectives and require active  
791 intervention [161,192]. We suggest that Europe's conservation policies should incorporate the lessons  
792 learned in North America and Asia (e.g. Dukes et al. [193]), where conservation objectives have already

793 been put at risk from altered biotic disturbance regimes in the recent past. Such insights can inform  
794 European conservation policies, improve monitoring networks and management guidelines, and help  
795 Europe reach its conservation targets.

#### 796 [4.2 Holistic perception](#)

797 Centralized and reductionist 'command-and-control' strategies for outbreak management are  
798 becoming less efficient in the highly complex, uncertain, and rapidly changing conditions that forest  
799 ecosystems are confronted with today [133,194]. Therefore, decentralization and development of  
800 strategies tailored to the local context is a key premise for sustainable management [195]. By  
801 decentralization we mean the transfer of power from central authorities to lower levels of the  
802 administrative and territorial hierarchy with the aim to improve efficiency and accountability, and to  
803 better address differences in local contexts (e.g. Ribot 2004). The need for decentralization is,  
804 however, stage specific. While centralized actions are needed in the preparedness<sup>1</sup> phase (in the form  
805 of e.g. legislative changes and education), a higher degree of context-dependency is required in the  
806 remaining phases. At the same time, managing large-scale outbreaks requires a high-level of cross-  
807 sectoral mobilization and coordination of roles, institutions and incentives [196] that support  
808 individual decentralized actions. We have therefore formulated a holistic framework, which strives to  
809 address social and ecological conditions related to managing bark beetles and the disturbances they  
810 cause. This framework extends beyond existing approaches in several ways.

811 First, current management of bark beetles in Europe typically emphasizes direct control of beetle  
812 populations, while maintaining only a loose connection with fields such as silviculture, economics,  
813 monitoring, infrastructure development, and stakeholder interaction. For example, silviculture can be  
814 a critical element in the prevention and recovery phases of the management cycle in production  
815 forests, but it can also counteract disturbance management objectives. Although there exist systems  
816 that consider trade-offs between the quantity and stability of forest production [197,198], they are  
817 rarely deployed (but see [199]). Likewise, Integrated Pest Management [200], which strives to  
818 integrate considerations and tactics from a range of disciplines and approaches, has never reached  
819 broad acceptance in European forestry (e.g. [201]). We therefore propose that different fields of  
820 management, including silviculture, monitoring, economics, ecology, education, and transportation,  
821 should be integrated into a holistic outbreak management system. Yet, the complexity of such a system  
822 may also hamper practical implementation, as often rigid legislative and organisational settings must

---

<sup>1</sup> Ribot JC. 2004. *Waiting for Democracy: The Politics of Choice in Natural Resource Decentralization*. Washington, DC: World Resour. Inst. 140 pp.



823 be overcome. Recent experiences with bark beetle outbreaks of unprecedented intensity, however, is  
824 a strong incentive for changing management strategies.

825 Second, our framework inherently couples social and ecological dimension of disturbances, and this is  
826 recognized to be of utmost importance for resolving different social-ecological problems [55]. Large-  
827 scale landscape transformations caused by outbreaks and their management affect human  
828 communities and may trigger negative responses towards responsible authorities (e.g. [24,175]). At  
829 the same time, the degree of institutional development and cooperation (e.g. between forestry,  
830 economy, transportation, and nature conservation) determines our capacity to take appropriate  
831 precautionary and responsive measures to face outbreaks, particularly if they occur at large spatial  
832 scales. The public is increasingly aware of how forests affect the quality of their lives and thus  
833 endeavours to participate in decisions affecting the fate of the forests. This increasingly applies even  
834 for countries where participatory approaches do not have a long history, such as the former socialist  
835 countries of Europe [202], some of which have become epicentres of the recent bark beetle outbreaks.  
836 Such bi-directional social-ecological interactions can determine the overall success of outbreak  
837 management and should be addressed across all phases of the management cycle, suggesting that  
838 current governance systems need to be revised accordingly.

839 Third, the behaviour of policy-makers and managers is strongly driven by economic considerations,  
840 and these may change over the course of an outbreak, depending on market dynamics. Large-scale  
841 and persistent outbreaks may saturate international wood markets and reduce the profitability of  
842 selling salvaged wood. Therefore, management decisions need to consider a broader economic  
843 context and aim to mitigate negative impacts on the market, for example, by increasing timber storage  
844 capacities and reducing planned harvesting and salvaging where possible. More strategic anticipatory  
845 decisions may include market diversification and adaptation of regional wood-processing industries  
846 towards large amounts of salvaged timber.

847 Finally, advances in different fields of science have not been adequately implemented into  
848 management of bark beetle disturbances. This particularly includes advances in bark beetle monitoring  
849 and forecasting based on intelligent trapping devices, remote sensing and machine-learning  
850 classification algorithms, process-based ecosystem models addressing climate-sensitive disturbance  
851 dynamics, governance systems such as ecosystem management and co-adaptive management, as well  
852 as decision-support and resource-allocation systems. We suggest that interdisciplinary methods and  
853 technologies should be organized in a consistent framework throughout all phases of the management  
854 cycle.



#### 855 4.3 Final considerations

856 Bark beetles are not the only risk that is threatening European forests. Our proposed management  
857 framework for bark beetle outbreaks should thus not be perceived in isolation, but be seen as part of  
858 a more comprehensive agenda for risk management and climate change adaptation. This particularly  
859 applies for the management phases of preparedness and recovery, which are the most forward-looking  
860 elements in our framework. We have included several management options that are broadly beneficial  
861 for addressing different types of future risks [51,128], such as options aiming to increase the ability to  
862 take timely actions (via monitoring, forecasting, and social acceptance) and fostering social and  
863 ecological resilience.

864 In many European countries, rigid legislation, institutions, and logistic limitations can hamper the  
865 implementation of our proposed framework, and the mismatch between legal and institutional  
866 frameworks and the requirements of bark beetle management could increase as outbreaks intensify.  
867 Insufficient infrastructural and legislative preparedness, along with the low resilience of many  
868 European forests, will limit the options for mitigation. The framework proposed here can provide a  
869 starting point for managing the spruce forests of Europe as they are emerging from the current wave  
870 of bark beetle disturbance and facilitate transitions to new management systems. Moreover, societal  
871 awareness of climate change-driven risks is increasing in many parts of Europe as a result of ongoing  
872 outbreaks, potentially supporting a shift in the current bark beetle management paradigm.

## 873 References

- 874 1. Seidl R, Schelhaas M-J, Rammer W, Verkerk PJ. Increasing forest disturbances in Europe and their  
875 impact on carbon storage. *Nature Climate Change*. 2014;4:806. Available from:  
876 <https://doi.org/10.1038/nclimate2318>
- 877 2. Bentz BJ, Régnière J, Fettig CJ, Hansen EM, Hayes JL, Hicke JA, et al. Climate Change and Bark  
878 Beetles of the Western United States and Canada: Direct and Indirect Effects. *BioScience*.  
879 2010;60:602–13.
- 880 3. Marini L, Økland B, Jönsson AM, Bentz B, Carroll A, Forster B, et al. Climate drivers of bark beetle  
881 outbreak dynamics in Norway spruce forests. *Ecography*. 2017;40:1426–35.
- 882 4. Jactel H, Branco M, Duncker P, Gardiner B, Grodzki W, Langstrom B. A Multicriteria Risk Analysis to  
883 Evaluate Impacts of Forest Management Alternatives on Forest Health in Europe. *Ecology and*  
884 *Society*. 2012;17.
- 885 5. Schelhaas M-J, Nabuurs G-J, Schuck A. Natural disturbances in the European forests in the 19th  
886 and 20th centuries. *Global Change Biology* [Internet]. 2003;9:1620–33. Available from:  
887 [https://www.scopus.com/inward/record.uri?eid=2-s2.0-0344925626&doi=10.1046%2Fj.1365-](https://www.scopus.com/inward/record.uri?eid=2-s2.0-0344925626&doi=10.1046%2Fj.1365-2486.2003.00684.x&partnerID=40&md5=fb9a8ab876dcd946c9e517652087f57)  
888 [2486.2003.00684.x&partnerID=40&md5=fb9a8ab876dcd946c9e517652087f57](https://www.scopus.com/inward/record.uri?eid=2-s2.0-0344925626&doi=10.1046%2Fj.1365-2486.2003.00684.x&partnerID=40&md5=fb9a8ab876dcd946c9e517652087f57)
- 889 6. \*Senf C, Pflugmacher D, Zhiqiang Y, Sebald J, Knorn J, Neumann M, et al. Canopy mortality has  
890 doubled in Europe's temperate forests over the last three decades. *Nature Communications*.  
891 2018;9:1–8. **This paper provides sound evidence for increasing forest mortality in the temperate**  
892 **forests of Europe, and attributes these changes to climate change and land-use. It supports the**  
893 **need for a revision of current disturbance management strategies.**
- 894 7. Hicke JA, Meddens AJH, Kolden CA. Recent Tree Mortality in the Western United States from Bark  
895 Beetles and Forest Fires. *Forest Science*. Oxford University Press (OUP); 2015;62:141–53.
- 896 8. Cooke BJ, Carroll AL. Predicting the risk of mountain pine beetle spread to eastern pine forests:  
897 Considering uncertainty in uncertain times. *Forest Ecology and Management*. Elsevier B.V.; 2017. p.  
898 11–25.
- 899 9. Mayer M, Sandén H, Rewald B, Godbold DL, Katzensteiner K. Increase in heterotrophic soil  
900 respiration by temperature drives decline in soil organic carbon stocks after forest windthrow in a  
901 mountainous ecosystem. *Functional Ecology*. 2016.
- 902 10. Bearup LA, Maxwell RM, Clow DW, McCray JE. Hydrological effects of forest transpiration loss in  
903 bark beetle-impacted watersheds. *Nature Climate Change*. 2014;4:481–6.
- 904 11. Edburg SL, Hicke JA, Brooks PD, Pendall EG, Ewers BE, Norton U, et al. Cascading impacts of bark  
905 beetle-caused tree mortality on coupled biogeophysical and biogeochemical processes. *Frontiers in*  
906 *Ecology and the Environment*. 2012;10:416–24.
- 907 12. Dobor L, Hlásny T, Rammer W, Barka I, Trombik J, Pavlenda P, et al. Post-disturbance recovery of  
908 forest carbon in a temperate forest landscape under climate change. *Agricultural and Forest*  
909 *Meteorology* [Internet]. 2018;263:308–22. Available from:  
910 <https://linkinghub.elsevier.com/retrieve/pii/S0168192318302946>
- 911 13. Kurz WA, Dymond CC, Stinson G, Rampley GJ, Neilson ET, Carroll AL, et al. Mountain pine beetle  
912 and forest carbon feedback to climate change. *Nature*. 2008;452:987–90.
- 913 14. \*Morris JL, Cottrell S, Fettig CJ, Hansen WD, Sherriff RL, Carter VA, et al. Managing bark beetle  
914 impacts on ecosystems and society: priority questions to motivate future research. *Journal of Applied*

- 915 Ecology. 2017;54:750–60. **This paper collates major questions about bark beetle management,**  
916 **emphasizing the importance of interdisciplinary solutions and integrated social-ecological**  
917 **perceptions for successful outbreak management, like we advocate in the current study.**
- 918 15. Montagné-Huck C, Brunette M. Economic analysis of natural forest disturbances: A century of  
919 research. *Journal of Forest Economics* [Internet]. 2018;32:42–71. Available from:  
920 <http://dx.doi.org/10.1016/j.jfe.2018.03.002>
- 921 16. Pye JM, Holmes TP, Prestemon JP, Wear DN. Economic Impacts of the Southern Pine Beetle.  
922 Coulson, RN; Klepzig, KD (2011) Southern Pine Beetle II Gen Tech Rep SRS-140. Asheville, NC: US  
923 Department of Agriculture Forest Service, Southern Research Station.; 2011. p. 213–22.
- 924 17. Grégoire J-C, Raffa KF, Lindgren BS. Economics and Politics of Bark Beetles. In: Vega FE, Hofstetter  
925 RW, editors. *Bark Beetles Biology and Ecology of Native and Invasive Species* [Internet]. London:  
926 Elsevier, Academic Press; 2015. p. 585–613. Available from:  
927 <http://linkinghub.elsevier.com/retrieve/pii/B9780124171565000150>
- 928 18. Arnberger A, Ebenberger M, Schneider IE, Cottrell S, Schlueter AC, von Ruschkowski E, et al.  
929 Visitor Preferences for Visual Changes in Bark Beetle-Impacted Forest Recreation Settings in the  
930 United States and Germany. *Environmental Management*. 2018;61:209–23.
- 931 19. Flint CG. Community perspectives on spruce beetle impacts on the Kenai Peninsula, Alaska.  
932 *Forest Ecology and Management*. 2006;227:207–18.
- 933 20. Kooistra CM, Hall TE. Understanding Public Support for Forest Management and Economic  
934 Development Options after a Mountain Pine Beetle Outbreak. *Journal of Forestry*. 2014;112:221–9.
- 935 21. McFarlane BL, Parkins JR, Watson DOT. Risk, knowledge, and trust in managing forest insect  
936 disturbance. *Canadian Journal of Forest Research* [Internet]. 2012;42:710–9. Available from:  
937 <https://doi.org/10.1139/x2012-030>
- 938 22. Morris JL, Cottrell S, Fettig CJ, DeRose RJ, Mattor KM, Carter VA, et al. Bark beetles as agents of  
939 change in social–ecological systems. *Frontiers in Ecology and the Environment*. 2018;16:S34–43.
- 940 23. Blicharska M, Angelstam P, Giessen L, Hilszczański J, Hermanowicz E, Holeksa J, et al. Between  
941 biodiversity conservation and sustainable forest management – A multidisciplinary assessment of the  
942 emblematic Białowieża Forest case. *Biological Conservation* [Internet]. Elsevier; 2020;248:1–15.  
943 Available from: <https://doi.org/10.1016/j.biocon.2020.108614>
- 944 24. Müller M. How natural disturbance triggers political conflict: Bark beetles and the meaning of  
945 landscape in the Bavarian Forest. *Global Environmental Change*. 2011;21:935–46.
- 946 25. Schiermeier Q. European Commission urges logging ban in ancient Białowieża Forest. *Nature*  
947 [Internet]. 2017;547:267–8. Available from: <http://www.nature.com/articles/nature.2017.22309>
- 948 26. Müller J, Bußler H, Goßner M, Rettelbach T, Duelli P. The European spruce bark beetle *Ips*  
949 *typographus* in a national park: From pest to keystone species. *Biodiversity and Conservation*.  
950 2008;17:2979–3001.
- 951 27. Michalová Z, Morrissey RC, Wohlgemuth T, Bače R, Fleischer P, Svoboda M. Salvage-logging  
952 afterwindstorm leads to structural and functional homogenization of understory layer and delayed  
953 spruce tree recovery in Tatra Mts., Slovakia. *Forests*. 2017;8.
- 954 28. Kulakowski D. Managing bark beetle outbreaks (*Ips typographus*, *Dendroctonus* spp.) in  
955 conservation areas in the 21st century. *Forest Research Papers*. 2016;77:352–7.
- 956 29. Donato DC, Campbell JL, Franklin JF. Multiple successional pathways and precocity in forest

- 957 development: Can some forests be born complex? *Journal of Vegetation Science*. 2012;23:576–84.
- 958 30. Seidl R, Müller J, Hothorn T, Bässler C, Heurich M, Kautz M. Small beetle, large-scale drivers: How  
959 regional and landscape factors affect outbreaks of the European spruce bark beetle. *Journal of*  
960 *Applied Ecology*. 2016;53:530–40.
- 961 31. Svoboda M, Janda P, Nagel TA, Fraver S, Rejzek J, Bače R. Disturbance history of an old-growth  
962 sub-alpine *Picea abies* stand in the Bohemian Forest, Czech Republic. *Journal of Vegetation Science*.  
963 2012;23:86–97.
- 964 32. Beudert B, Bässler C, Thorn S, Noss R, Schröder B, Dieffenbach-Fries H, et al. Bark Beetles Increase  
965 Biodiversity While Maintaining Drinking Water Quality. *Conservation Letters*. 2015;8:272–81.
- 966 33. Hilmers T, Avdagic A, Bartkovicz L, Bielak K, Binder F, Bončina A, et al. The productivity of mixed  
967 mountain forests comprised of *Fagus sylvatica*, *Picea abies*, and *Abies alba* across Europe. *Forestry*.  
968 2019;1–11.
- 969 34. Thorn S, Müller J, Leverkus AB. Preventing European forest diebacks. *Science* [Internet].  
970 2019;365. Available from: <https://www.sciencemag.org/lookup/doi/10.1126/science.aaz3476>
- 971 35. Georgiev KB, Chao A, Castro J, Chen Y, Choi C, Fontaine JB, et al. Salvage logging changes the  
972 taxonomic, phylogenetic and functional successional trajectories of forest bird communities. *Journal*  
973 *of Applied Ecology* [Internet]. 2020;1365–2664.13599. Available from:  
974 <https://onlinelibrary.wiley.com/doi/abs/10.1111/1365-2664.13599>
- 975 36. McFarlane BL, Stumpf-Allen RCG, Watson DO. Public perceptions of natural disturbance in  
976 Canada's national parks: The case of the mountain pine beetle (*Dendroctonus ponderosae* Hopkins).  
977 *Biological Conservation*. 2006;130:340–8.
- 978 37. Müller M, Job H. Managing natural disturbance in protected areas: Tourists' attitude towards the  
979 bark beetle in a German national park. *Biological Conservation*. 2009;142:375–83.
- 980 38. Lindenmayer DB, Franklin JF, Fischer J. General management principles and a checklist of  
981 strategies to guide forest biodiversity conservation. *Biological Conservation*. 2006;131:433–45.
- 982 39. Thom D, Seidl R. Natural disturbance impacts on ecosystem services and biodiversity in  
983 temperate and boreal forests. *Biological reviews of the Cambridge Philosophical Society*.  
984 2016;91:760–81.
- 985 40. Forster B, Meier F, Gall R. Bark Beetle Management After a Mass Attack-Some Swiss Experiences.  
986 McManus, Michael L; Liebhold, Andrew M, eds *Proceedings: Ecology, Survey and Management of*  
987 *Forest Insects; 2002 September 1-5; Krakow, Poland. Gen. Tech. Rep. NE-311. Newtown Square, PA:*  
988 *U.S. Dept. of Agriculture, Forest Service, Northeastern Research Station.; 2003. p. 10–5.*
- 989 41. Stadelmann G, Bugmann H, Meier F, Wermelinger B, Bigler C. Effects of salvage logging and  
990 sanitation felling on bark beetle (*Ips typographus* L.) infestations. *Forest Ecology and Management*  
991 [Internet]. Elsevier B.V.; 2013;305:273–81. Available from:  
992 <http://dx.doi.org/10.1016/j.foreco.2013.06.003>
- 993 42. Wermelinger B. Ecology and management of the spruce bark beetle *Ips typographus* - A review of  
994 recent research. *Forest Ecology and Management*. 2004;202:67–82.
- 995 43. Holuša J, Hlásny T, Modlinger R, Lukášová K, Kula E. Felled trap trees as the traditional method for  
996 bark beetle control: Can the trapping performance be increased? *Forest Ecology and Management*.  
997 2017;404:165–73.
- 998 44. Faccoli M, Stergulc F. Damage reduction and performance of mass trapping devices for forest

- 999 protection against the spruce bark beetle, *Ips typographus* (Coleoptera Curculionidae Scolytinae).  
1000 *Annals of Forest Science* [Internet]. 2008;65:309. Available from:  
1001 <http://dx.doi.org/10.1051/forest:2008010>
- 1002 45. Holling CS, Meffe GK. Command and Control and the Pathology of Natural Resource  
1003 Management. *Conservation Biology* [Internet]. 1996;10:328–37. Available from:  
1004 <https://onlinelibrary.wiley.com/doi/abs/10.1046/j.1523-1739.1996.10020328.x>
- 1005 46. Levin SA. *Fragile dominion: complexity and the commons* [Internet]. Perseus Books; 1999.  
1006 Available from: <https://books.google.cz/books?id=TpfuAAAAMAAJ>
- 1007 47. Grodzki W. Mass outbreaks of the spruce bark beetle *Ips typographus* in the context of the  
1008 controversies around the Białowieża Primeval Forest. *Forest Research Papers*. Walter de Gruyter  
1009 GmbH; 2017;77:324–31.
- 1010 48. Cox M. The pathology of command and control: a formal synthesis. *Ecology and Society*.  
1011 2016;21:1–8.
- 1012 49. \*Dobor L, Hlásny T, Rammer W, Zimová S, Barka I, Seidl R. Is salvage logging effectively  
1013 dampening bark beetle outbreaks and preserving forest carbon stocks? *Journal of Applied Ecology*.  
1014 2019;57:67–76. **This paper provides an important revision of salvage logging as a tool to control**  
1015 **bark beetle outbreaks in Europe. The paper highlights some controversies related to this practise**  
1016 **and quantifies its effects on beetle outbreak dynamics and forest carbon pools.**
- 1017 50. Thorn S, Bässler C, Brandl R, Burton PJ, Cahall R, Campbell JL, et al. Impacts of salvage logging on  
1018 biodiversity: A meta-analysis. *Journal of Applied Ecology*. 2017;55:279–89.
- 1019 51. Seidl R. The Shape of Ecosystem Management to Come : Anticipating Risks and Fostering  
1020 Resilience. *Bioscience*. 2014;64:1159–69.
- 1021 52. Leverkus AB, Lindenmayer DB, Thorn S, Gustafsson L. Salvage logging in the world 's forests:  
1022 Interactions between natural disturbance and logging need recognition. *Global Ecology and*  
1023 *Biogeography*. 2018;27:1140–54.
- 1024 53. Leverkus AB, Benayas JMR, Castro J, Boucher D, Brewer S, Collins BM, et al. Salvage logging  
1025 effects on regulating and supporting ecosystem services — a systematic map. *Canadian Journal of*  
1026 *Forest Research*. 2018;48:983–1000.
- 1027 54. Thorn S, Bässler C, Svoboda M, Müller J. Effects of natural disturbances and salvage logging on  
1028 biodiversity – Lessons from the Bohemian Forest. *Forest Ecology and Management* [Internet].  
1029 Elsevier B.V.; 2017;388:113–9. Available from: <http://dx.doi.org/10.1016/j.foreco.2016.06.006>
- 1030 55. Armitage DR, Plummer R, Berkes F, Arthur RI, Charles AT, Davidson-Hunt IJ, et al. Adaptive co-  
1031 management for social-ecological complexity. *Frontiers in Ecology and the Environment*. 2009;7:95–  
1032 102.
- 1033 56. Raffa KF, Grégoire J-C, Lindgren BS. Natural History and Ecology of Bark Beetles. In: Vega FE,  
1034 Hofstetter RW, editors. *Bark Beetles* [Internet]. San Diego: Academic Press; 2015. p. 1–40. Available  
1035 from: <http://www.sciencedirect.com/science/article/pii/B9780124171565000010>
- 1036 57. Raffa KF, Aukema BH, Bentz BJ, Carroll AL, Hicke JA, Turner MG, et al. Cross-scale Drivers of  
1037 Natural Disturbances Prone to Anthropogenic Amplification : The Dynamics of Bark Beetle Eruptions.  
1038 *BioScience*. 2008;58:501–17.
- 1039 58. \*\*Biedermann PHW, Müller J, Grégoire J, Gruppe A, Hagge J, Hammerbacher A, et al. Bark Beetle  
1040 Population Dynamics in the Anthropocene : Challenges and Solutions. 2019;1–11. **This paper**  
1041 **provides an excellent review of our understanding of tree-killing bark beetles and presents a**



- 1042 **multivariate approach that integrates the many drivers governing bark beetle systems.**
- 1043 59. Kausrud K, Økland B, Skarpaas O, Grégoire J-C, Erbilgin N, Stenseth NC. Population dynamics in  
1044 changing environments: the case of an eruptive forest pest species. *Biological Reviews*. 2012;87:34–  
1045 51.
- 1046 60. Krokene P. Conifer Defense and Resistance to Bark Beetles. In: Vega FE, Hofstetter RW, editors.  
1047 *Bark Beetles* [Internet]. San Diego: Academic Press; 2015. p. 177–207. Available from:  
1048 <http://www.sciencedirect.com/science/article/pii/B9780124171565000058>
- 1049 61. Celedon JM, Bohlmann J. Oleoresin defenses in conifers: chemical diversity, terpene synthases  
1050 and limitations of oleoresin defense under climate change. *New Phytologist*. 2019;224:1444–63.
- 1051 62. Kautz M, Schopf R, Imron MA. Individual traits as drivers of spatial dispersal and infestation  
1052 patterns in a host-bark beetle system. *Ecological Modelling* [Internet]. Elsevier B.V.; 2014;273:264–  
1053 76. Available from: <http://dx.doi.org/10.1016/j.ecolmodel.2013.11.022>
- 1054 63. Huang J, Kautz M, Trowbridge AM, Hammerbacher A, Raffa KF, Adams HD, et al. Tree defence and  
1055 bark beetles in a drying world: carbon partitioning, functioning and modelling. *New Phytologist*.  
1056 2020;225:26–36.
- 1057 64. Sommerfeld A, Rammer W, Heurich M, Hilmers T, Müller J, Seidl R. Do bark beetle outbreaks  
1058 amplify or dampen future bark beetle disturbances in Central Europe? *Journal of Ecology*. 2020;1–13.
- 1059 65. Mezei P, Jakuš R, Pennerstorfer J, Havašová M, Škvarenina J, Ferenčík J, et al. Storms,  
1060 temperature maxima and the Eurasian spruce bark beetle *Ips typographus*—An infernal trio in  
1061 Norway spruce forests of the Central European High Tatra. *Agricultural and Forest Meteorology*.  
1062 2017;242:85–95.
- 1063 66. Wallin K, Raffa K. Feedback between individual host selection behavior and population dynamics  
1064 in an eruptive herbivore. *Ecological Monographs*. 2004;74:101–16.
- 1065 67. Boone CK, Aukema BH, Bohlmann J, Carroll AL, Raffa KF. Efficacy of tree defense physiology varies  
1066 with bark beetle population density: a basis for positive feedback in eruptive species. *Canadian*  
1067 *Journal of Forest Research* [Internet]. 2011;41:1174–88. Available from: <https://doi.org/10.1139/x11-041>  
1068 041
- 1069 68. Bentz BJ, Jönsson AM, Schroeder M, Weed A, Wilcke RAI, Larsson K. *Ips typographus* and  
1070 *Dendroctonus ponderosae* Models Project Thermal Suitability for Intra- and Inter-Continental  
1071 Establishment in a Changing Climate. *Frontiers in Forests and Global Change*. 2019;2:1–17.
- 1072 69. Baier P, Pennerstorfer J, Schopf A. PHENIPS-A comprehensive phenology model of *Ips*  
1073 *typographus* (L.) (Col., Scolytinae) as a tool for hazard rating of bark beetle infestation. *Forest Ecology*  
1074 *and Management*. 2007;249:171–86.
- 1075 70. Bussler H, Bouget C, Brustel H, Brändle M, Riedinger V, Brandl R, et al. Abundance and pest  
1076 classification of scolytid species (Coleoptera: Curculionidae, Scolytinae) follow different patterns.  
1077 *Forest Ecology and Management* [Internet]. Elsevier B.V.; 2011;262:1887–94. Available from:  
1078 <http://dx.doi.org/10.1016/j.foreco.2011.08.011>
- 1079 71. Seidl R, Vigl F, Rössler G, Neumann M, Rammer W. Assessing the resilience of Norway spruce  
1080 forests through a model-based reanalysis of thinning trials. *Forest Ecology and Management*  
1081 [Internet]. Elsevier B.V.; 2016;388:3–12. Available from:  
1082 <http://dx.doi.org/10.1016/j.foreco.2016.11.030>
- 1083 72. Netherer S, Panassiti B, Pennerstorfer J, Matthews B. Acute Drought Is an Important Driver of  
1084 Bark Beetle Infestation in Austrian Norway Spruce Stands. *Frontiers in Forests and Global Change*.

- 1085 2019;2.
- 1086 73. Schlyter F, Zhang QH, Liu GT, Ji LZ. A successful case of pheromone mass trapping of the bark  
1087 beetle *Ips duplicatus* in a forest island, analysed by 20-year time-series data. *Integrated Pest*  
1088 *Management Reviews*. 2001;6:185–96.
- 1089 74. Björkman C, Bylund H, Nilsson U, Nordlander G, Schroeder M. Effects of New Forest Management  
1090 on Insect Damage Risk in a Changing Climate. In: Björkman C, Niemelä P, editors. *Climate Change and*  
1091 *Insect Pests*. CABI Clima. Preston, UK: Antony Rowe, CPI Group (UK) Ltd.; 2015. p. 291.
- 1092 75. Griess VC, Acevedo R, Härtl F, Staupendahl K, Knoke T. Does mixing tree species enhance stand  
1093 resistance against natural hazards? A case study for spruce. *Forest Ecology and Management*.  
1094 2012;267:284–96.
- 1095 76. Neuner S, Albrecht A, Cullmann D, Engels F, Griess VC, Hahn WA, et al. Survival of Norway spruce  
1096 remains higher in mixed stands under a dryer and warmer climate. *Global Change Biology*.  
1097 2015;21:935–46.
- 1098 77. Jactel H, Nicoll BC, Branco M, Gonzalez-Olabarria JR, Grodzki W, Långström B, et al. The  
1099 influences of forest stand management on biotic and abiotic risks of damage. *Annals of Forest*  
1100 *Science*. 2009;66:1–18.
- 1101 78. Berc L, Doležal P, Hais M. Population dynamics of *Ips typographus* in the Bohemian Forest  
1102 (Czech Republic): Validation of the phenology model PHENIPS and impacts of climate change. *Forest*  
1103 *Ecology and Management*. 2013;292:1–9.
- 1104 79. Jönsson AM, Appelberg G, Harding S, Barring L. Spatio-temporal impact of climate change on the  
1105 activity and voltinism of the spruce bark beetle , *Ips typographus*. *Global Change Biology*.  
1106 2009;15:486–99.
- 1107 80. Jakoby O, Lischke H, Wermelinger B. Climate change alters elevational phenology patterns of the  
1108 European spruce bark beetle (*Ips typographus*). *Global Change Biology*. 2019;25:4048–63.
- 1109 81. Matthews B, Netherer S, Katzensteiner K, Pennerstorfer J, Blackwell E, Henschke P, et al.  
1110 Transpiration deficits increase host susceptibility to bark beetle attack: Experimental observations  
1111 and practical outcomes for *Ips typographus* hazard assessment. *Agricultural and Forest Meteorology*  
1112 [Internet]. Elsevier; 2018;263:69–89. Available from:  
1113 <https://doi.org/10.1016/j.agrformet.2018.08.004>
- 1114 82. Seidl R, Rammer W, Lexer MJ. Climate change vulnerability of sustainable forest management in  
1115 the Eastern Alps. *Climatic Change*. 2011;106:225–54.
- 1116 83. Sommerfeld A, Senf C, Buma B, Amato AWD, Després T, Díaz-Hormazábal I, et al. Patterns and  
1117 drivers of recent disturbances across the temperate forest biome. *Nature Communications*.  
1118 2018;9:1–9.
- 1119 84. \*\*Senf C, Seidl R. Natural disturbances are spatially diverse but temporally synchronized across  
1120 temperate forest landscapes in Europe. *Global Change Biology*. 2018;24:1201–11. **This paper**  
1121 **provides important evidence of large-scale spatial synchrony of forest disturbance in Europe. Such**  
1122 **a synchrony highlights the limitations of the current mostly stand-scale oriented management and**  
1123 **emphasizes the importance of the landscape-scale perspective we advocate here.**
- 1124 85. Peters EB, Wythers KR, Bradford JB, Reich PB. Influence of Disturbance on Temperate Forest  
1125 Productivity. *Ecosystems*. 2013;16:95–110.
- 1126 86. Williams CA, Collatz GJ, Masek J, Goward SN. Carbon consequences of forest disturbance and  
1127 recovery across the conterminous United States. *Global Biogeochem Cycles*. 2012;26:1–13.

- 1128 87. Griffin JM, Turner MG, Simard M. Nitrogen cycling following mountain pine beetle disturbance in  
1129 lodgepole pine forests of Greater Yellowstone. *Forest Ecology and Management*. Elsevier B.V.;  
1130 2011;261:1077–89.
- 1131 88. Oulehle F, Wright RF, Svoboda M, Bače R, Matějka K, Kaňa J, et al. Effects of Bark Beetle  
1132 Disturbance on Soil Nutrient Retention and Lake Chemistry in Glacial Catchment. *Ecosystems*.  
1133 2019;22:725–41.
- 1134 89. Seidl R, Rammer W, Jäger D, Lexer MJ. Impact of bark beetle (*Ips typographus* L.) disturbance on  
1135 timber production and carbon sequestration in different management strategies under climate  
1136 change. *Forest Ecology and Management*. 2008;256:209–20.
- 1137 90. Zeppenfeld T, Svoboda M, Deroose RJ, Heurich M, Müller J, Čížková P, et al. Response of mountain  
1138 *Picea abies* forests to stand-replacing bark beetle outbreaks: Neighbourhood effects lead to self-  
1139 replacement. *Journal of Applied Ecology*. 2015;52:1402–11.
- 1140 91. Wild J, Kopecký M, Svoboda M, Zenáhlíková J, Edwards-Jonášová M, Herben T. Spatial patterns  
1141 with memory: Tree regeneration after stand-replacing disturbance in *Picea abies* mountain forests.  
1142 *Journal of Vegetation Science*. 2014;25:1327–40.
- 1143 92. Bače R, Svoboda M, Janda P, Morrissey RC, Wild J, Clear JL, et al. Legacy of pre-disturbance spatial  
1144 pattern determines early structural diversity following severe disturbance in montane spruce forests.  
1145 *PLoS ONE*. 2015;10:1–18.
- 1146 93. Hilmers T, Friess N, Bässler C, Heurich M, Brandl R, Pretzsch H, et al. Biodiversity along temperate  
1147 forest succession. *Journal of Applied Ecology*. 2018;1–11.
- 1148 94. Kortmann M, Heurich M, Latifi H, Rösner S, Seidl R, Müller J, et al. Forest structure following  
1149 natural disturbances and early succession provides habitat for two avian flagship species, capercaillie  
1150 (*Tetrao urogallus*) and hazel grouse (*Tetrastes bonasia*). *Biological Conservation*. 2018;226.
- 1151 95. Müller D, Schröder B, Müller J. Modelling habitat selection of the cryptic Hazel Grouse *Bonasa*  
1152 *bonasia* in a montane forest. *Journal of Ornithology*. 2009;150:717–32.
- 1153 96. Kortmann M, Müller JC, Baier R, Bässler C, Buse J, Cholewińska O, et al. Ecology versus society:  
1154 Impacts of bark beetle infestations on biodiversity and restorativeness in protected areas of Central  
1155 Europe. *Biological Conservation*. 2021;254:108931.
- 1156 97. Koprowski JL, Alanen MI, Lynch AM. Nowhere to run and nowhere to hide: Response of endemic  
1157 Mt. Graham red squirrels to catastrophic forest damage. *Biological Conservation*. 2005;126:491–8.
- 1158 98. Zugmeyer C, Koprowski J. Habitat Selection is Unaltered After Severe Insect Infestation: Concerns  
1159 for Forest-Dependent Species. *Journal of Mammalogy - J MAMMAL*. 2009;90:175–82.
- 1160 99. Conner RN, Rudolph DC. Losses of red-cockaded woodpecker cavity trees to southern pine  
1161 beetles. *Wilson Bulletin*. 1995;107:81–92.
- 1162 100. Conner RN, Rudolph DC, Kulhavy DL, Snow AE. Causes of mortality of red-cockaded woodpecker  
1163 cavity trees. *Journal of Wildlife Management*. 55(3): 531-537. 1991.
- 1164 101. Jonsson M. Live storage of *Picea abies* in Sweden after storm felling. *Scandinavian Journal of*  
1165 *Forest Research* [Internet]. Taylor & Francis; 2007;22:344–50. Available from:  
1166 <https://doi.org/10.1080/02827580701478404>
- 1167 102. Bebi P, Teich M, Hagedorn F, Zurbriggen N, Brunner SH, Grêt-Regamey A. Veränderung von  
1168 Wald und Waldleistungen in der Landschaft Davos im Zuge des Klimawandels. *Schweizerische*  
1169 *Zeitschrift für Forstwesen*. 2012;163:493–501.



- 1170 103. Sebold J, Senf C, Heiser M, Scheidl C, Pflugmacher D, Seidl R. The effects of forest cover and  
1171 disturbance on torrential hazards : large- scale evidence from the Eastern Alps. *Environmental*  
1172 *Research Letters*. 2019;14:1–12.
- 1173 104. Mikkelsen KM, Dickenson ER V, Maxwell RM, McCray JE, Sharp JO. Water-quality impacts from  
1174 climate-induced forest die-off. *Nature Climate Change* [Internet]. Nature Publishing Group;  
1175 2013;3:218–22. Available from: <https://doi.org/10.1038/nclimate1724>
- 1176 105. Flint C, Qin H, Ganning JP. Linking local perceptions to the biophysical and amenity contexts of  
1177 forest disturbance in colorado. *Environmental Management*. 2012;49:553–69.
- 1178 106. Holmes TP. Price and Welfare Effects of Catastrophic Forest Damage From Southern Pine Beetle  
1179 Epidemics. *Forest Science*. 1991.
- 1180 107. Bogdanski B, Sun L, Peter B, Stennes B. Markets for forest products following a large  
1181 disturbance : opportunities and challenges from the mountain pine beetle outbreak in western  
1182 Canada [Internet]. 2011. Available from: <https://www.researchgate.net/publication/264040371>
- 1183 108. SFA. SFA - Swedish statistical yearbook of forestry. Jönköping: Swedish Forest Agency.; 2010.
- 1184 109. Cohen J, Blinn CE, Boyle KJ, Holmes TP, Moeltner K. Hedonic Valuation with Translating  
1185 Amenities: Mountain Pine Beetles and Host Trees in the Colorado Front Range. *Environmental and*  
1186 *Resource Economics*. Springer Netherlands; 2016;63:613–42.
- 1187 110. Rosenberger RS, Bell LA, Champ PA, White EM. Estimating the Economic Value of Recreation  
1188 Losses in Rocky Mountain National Park Due to a Mountain Pine Beetle Outbreak. *Western*  
1189 *Economics Forum*. 2013;12:31–9.
- 1190 111. Dhar A, Parrott L, Heckbert S. Consequences of mountain pine beetle outbreak on forest  
1191 ecosystem services in western Canada. *Canadian Journal of Forest Research* [Internet]. 2016;46:987–  
1192 99. Available from: <http://www.nrcresearchpress.com/doi/10.1139/cjfr-2016-0137>
- 1193 112. Arnberger A, Eder R, Allex B, Preisel H, Ebenberger M, Husslein M. Trade-offs between wind  
1194 energy, recreational, and bark-beetle impacts on visual preferences of national park visitors. *Land*  
1195 *Use Policy* [Internet]. Elsevier; 2018;76:166–77. Available from:  
1196 <https://doi.org/10.1016/j.landusepol.2018.05.007>
- 1197 113. Keskitalo ECH, Pettersson M, Ambjörnsson EL, Davis EJ. Agenda-setting and framing of policy  
1198 solutions for forest pests in Canada and Sweden: Avoiding beetle outbreaks? *Forest Policy and*  
1199 *Economics* [Internet]. Elsevier B.V.; 2016;65:59–68. Available from:  
1200 <http://dx.doi.org/10.1016/j.forpol.2015.10.011>
- 1201 114. Švajda J, Koróny S, Zięba A, Adamski P. Perceptions of natural disturbance in Tatra National Park,  
1202 Poland. *Forestry Journal*. 2016;62:105–9.
- 1203 115. Buhyoff GJ, Leuschner WA, Wellman JD. Aesthetic impacts of southern pine beetle damage( US).  
1204 *Journal of Environmental Management*. 1979;8:261–7.
- 1205 116. McFarlane BL, Watson DOT. Perceptions of ecological risk associated with mountain pine beetle  
1206 (*Dendroctonus ponderosae*) infestations in Banff and Kootenay National Parks of Canada. *Risk*  
1207 *analysis: an official publication of the Society for Risk Analysis*. United States; 2008;28:203–12.
- 1208 117. Blicharska M, Smithers RJ. Białowieża Forest: Political stands. *Science* [Internet]. 2018;359.  
1209 Available from: <https://www.sciencemag.org/lookup/doi/10.1126/science.aar7173>
- 1210 118. Gordon JS, Gruver JB, Flint CG, Luloff AE. Perceptions of wildfire and landscape change in the  
1211 Kenai Peninsula, Alaska. *Environmental Management*. 2013;52:807–20.

- 1212 119. Qin H. Comparing newer and longer-term residents' perceptions and actions in response to  
1213 forest insect disturbance on Alaska's Kenai Peninsula: A longitudinal perspective. *Journal of Rural*  
1214 *Studies* [Internet]. Elsevier Ltd; 2015;39:51–62. Available from:  
1215 <http://dx.doi.org/10.1016/j.jrurstud.2015.03.007>
- 1216 120. Qin H, Flint CG. Capturing community context of human response to forest disturbance by  
1217 insects: a multi-method assessment. *Human Ecology* [Internet]. 2010;38:567–79. Available from:  
1218 <http://adsabs.harvard.edu/abs/2003AGUFMGC52A..06G>
- 1219 121. Qin H, Flint CG, Luloff AE. Tracing temporal changes in the human dimensions of forest insect  
1220 disturbance on the Kenai Peninsula, Alaska. *Human Ecology*. 2015;43:43–59.
- 1221 122. Edwards P, Kleinschmit D. Towards a European forest policy - Conflicting courses. *Forest Policy*  
1222 *and Economics*. 2013;33:87–93.
- 1223 123. Christiansen E. Eurasian Spruce Bark Beetle, *Ips typographus* Linnaeus (Coleoptera:  
1224 Curculionidae, Scolytinae). In: Capinera JL, editor. *Encyclopedia of Entomology* [Internet]. Dordrecht:  
1225 Springer Netherlands; 2008. p. 1363–6. Available from: [https://doi.org/10.1007/978-1-4020-6359-](https://doi.org/10.1007/978-1-4020-6359-6_3684)  
1226 [6\\_3684](https://doi.org/10.1007/978-1-4020-6359-6_3684)
- 1227 124. \*Albrich K, Rammer W, Seidl R. Climate change causes critical transitions and irreversible  
1228 alterations of mountain forests. *Global Change Biology*. Wiley; 2020. **This paper highlights the role of**  
1229 **climate change as a driver of forest transition in Europe. It emphasizes the vulnerability of**  
1230 **mountain spruce forests and describes a cascade of processes driving their transition to alternative**  
1231 **ecological states.**
- 1232 125. Alexander D. Towards the Development of a Standard in Emergency Planning. *Disaster*  
1233 *Prevention and Management*. 2005;14:158–75.
- 1234 126. Kelly C. A framework for improving operational effectiveness and cost efficiency in emergency  
1235 planning and response. *Disaster Prevention and Management: An International Journal* [Internet].  
1236 MCB UP Ltd; 1995;4:25–31. Available from: <https://doi.org/10.1108/09653569510088041>
- 1237 127. Ingrisich J, Bahn M. Towards a Comparable Quantofication of Resilience. *Trends in Ecology &*  
1238 *Evolution*. 2018;1–9.
- 1239 128. Nikinmaa L, Lindner M, Cantarello E, Jump AS, Seidl R, Winkel G, et al. Reviewing the Use of  
1240 Resilience Concepts in Forest Sciences. *Current Forestry Reports*. Current Forestry Reports; 2020;
- 1241 129. Szwagrzyk J, Maciejewski Z, Maciejewska E, Tomski A, Gazda A. Forest recovery in set-aside  
1242 windthrow is facilitated by fast growth of advance regeneration. *Annals of Forest Science*. Springer-  
1243 Verlag France; 2018;75.
- 1244 130. Nelson HW, Williamson TB, Macaulay C, Mahony C. Assessing the potential for forest  
1245 management practitioner participation in climate change adaptation. *Forest Ecology and*  
1246 *Management*. Elsevier; 2016;360:388–99.
- 1247 131. Flint CG, McFarlane B, Müller M. Human dimensions of forest disturbance by insects: An  
1248 international synthesis. *Environmental Management*. 2009;43:1174–86.
- 1249 132. USDA Forest Service. *Economic Use of Beetle - Killed Trees*. 2011.
- 1250 133. Dobor L, Hlásny T, Rammer W, Zimová S, Barka I, Seidl R. Spatial configuration matters when  
1251 removing windfelled trees to manage bark beetle disturbances in Central European forest  
1252 landscapes. *Journal of Environmental Management*. 2020;254:1–12.
- 1253 134. Tepe TL, Meretsky VJ. Forward-looking forest restoration under climate change-Are U.S.

- 1254 nurseries ready? *Restoration Ecology*. 2011;19:295–8.
- 1255 135. Netherer S, Nopp-Mayr U. Predisposition assessment systems (PAS) as supportive tools in forest  
1256 management - Rating of site and stand-related hazards of bark beetle infestation in the High Tatra  
1257 Mountains as an example for system application and verification. *Forest Ecology and Management*.  
1258 2005. p. 99–107.
- 1259 136. Weslien J. Monitoring *Ips typographus* (L.) populations and forecasting damage1. *Journal of*  
1260 *Applied Entomology*. 2009;114:338–40.
- 1261 137. de Groot M, Ogris N. Short-term forecasting of bark beetle outbreaks on two economically  
1262 important conifer tree species. *Forest Ecology and Management*. Elsevier B.V.; 2019;450.
- 1263 138. Abdullah H, Darvishzadeh R, Skidmore AK, Groen TA, Heurich M. European spruce bark beetle  
1264 (*Ips typographus*, L.) green attack affects foliar reflectance and biochemical properties. *International*  
1265 *Journal of Applied Earth Observation and Geoinformation* [Internet]. Elsevier; 2018;64:199–209.  
1266 Available from: <http://dx.doi.org/10.1016/j.jag.2017.09.009>
- 1267 139. Konnert M, Fady B, Gömöry D, A'Hara S, Wolter F, Ducci F, et al. Use and transfer of forest  
1268 reproductive material : in Europe in the context of climate change. Rome, Italy: Bioversity  
1269 International; 2015.
- 1270 140. Kolström M, Lindner M, Vilén T, Maroschek M, Seidl R, Lexer MJ, et al. Reviewing the Science  
1271 and Implementation of Climate Change Adaptation Measures in European Forestry. *Forests*.  
1272 2011;2:961–82.
- 1273 141. Fettig CJ, Gibson KE, Munson AS, Negrón JF. Cultural Practices for Prevention and Mitigation of  
1274 Mountain Pine Beetle Infestations. *Forest Science* [Internet]. 2013;60:450–63. Available from:  
1275 <https://doi.org/10.5849/forsci.13-032>
- 1276 142. Fassnacht FE, Latifi H, Ghosh A, Joshi PK, Koch B. Assessing the potential of hyperspectral  
1277 imagery to map bark beetle-induced tree mortality. *Remote Sensing of Environment*. 2014;140:533–  
1278 48.
- 1279 143. Senf C, Seidl R, Hostert P. Remote sensing of forest insect disturbances: Current state and future  
1280 directions. *International Journal of Applied Earth Observation and Geoinformation*. Elsevier B.V.;  
1281 2017. p. 49–60.
- 1282 144. Poland TM, Rassati D. Improved biosecurity surveillance of non-native forest insects: a review of  
1283 current methods. *Journal of Pest Science*. Springer Verlag; 2019. p. 37–49.
- 1284 145. Wermelinger B, Epper C, Kenis M, Ghosh S, Holdenrieder O. Emergence patterns of univoltine  
1285 and bivoltine *Ips typographus* (L.) populations and associated natural enemies. *Journal of Applied*  
1286 *Entomology*. 2012;136:212–24.
- 1287 146. Honkaniemi J, Rammer W, Seidl R. Norway spruce at the trailing edge : the effect of landscape  
1288 configuration and composition on climate resilience. *Landscape Ecology* [Internet]. Springer  
1289 Netherlands; 2020;35:591–606. Available from: <https://doi.org/10.1007/s10980-019-00964-y>
- 1290 147. Lindner M, Maroschek M, Netherer S, Kremer A, Barbati A, Garcia-Gonzalo J, et al. Climate  
1291 change impacts , adaptive capacity , and vulnerability of European forest ecosystems. *Forest Ecology*  
1292 *and Management*. 2010;259:698–709.
- 1293 148. Potterf M, Bone C. Simulating bark beetle population dynamics in response to windthrow  
1294 events. *Ecological Complexity* [Internet]. Elsevier B.V.; 2017;32:21–30. Available from:  
1295 <https://doi.org/10.1016/j.ecocom.2017.08.003>

- 1296 149. Havašová M, Ferencík J, Jakuš R. Interactions between windthrow , bark beetles and forest  
1297 management in the Tatra national parks. *Forest Ecology and Management*. 2017;391:349–61.
- 1298 150. Taerøe A, de Koning JHC, Löf M, Tolvanen A, Heiðarsson L, Raulund-Rasmussen K. Recovery of  
1299 temperate and boreal forests after windthrow and the impacts of salvage logging. A quantitative  
1300 review. *Forest Ecology and Management*. Elsevier B.V.; 2019. p. 304–16.
- 1301 151. Koch FH, Yemshanov D, McKenney DW, Smith WD. Evaluating Critical Uncertainty Thresholds in  
1302 a Spatial Model of Forest Pest Invasion Risk. *Risk Analysis* [Internet]. 2009;29:1227–41. Available  
1303 from: <http://doi.wiley.com/10.1111/j.1539-6924.2009.01251.x>
- 1304 152. Schmolke A, Thorbek P, DeAngelis DL, Grimm V. Ecological models supporting environmental  
1305 decision making: A strategy for the future. *Trends in Ecology and Evolution*. 2010. p. 479–86.
- 1306 153. Johnstone JF, Allen CD, Franklin JF, Frelich LE, Harvey BJ, Higuera PE, et al. Changing disturbance  
1307 regimes, ecological memory, and forest resilience. *Frontiers in Ecology and the Environment*. Wiley  
1308 Blackwell; 2016. p. 369–78.
- 1309 154. Bengtsson J, Nilsson SG, Franc A, Menozzi P. Biodiversity, disturbances, ecosystem function and  
1310 management of European forests. *Forest Ecology and Management*. 2000;132:39–50.
- 1311 155. Fares S, Mugnozza GS, Corona P, Palahí M. Sustainability: Five steps for managing Europe's  
1312 forests. *Nature* [Internet]. 2015;519:407–9. Available from:  
1313 <http://www.nature.com/articles/519407a>
- 1314 156. Franklin JF, Lindenmayer D, MacMahon JA, McKee A, Magnuson J, Perry DA, et al. Threads of  
1315 Continuity. There are immense differences between even-aged silvicultural disturbances (especially  
1316 clearcutting) and natural disturbances, such as windthrow, wildfire, and even volcanic eruptions.  
1317 *Conservation in Practice* [Internet]. 2000;1:8–17. Available from:  
1318 <http://doi.wiley.com/10.1111/j.1526-4629.2000.tb00155.x>
- 1319 157. Brunette M, Holecý J, Sedliak M, Tucek J, Hanewinkel M. An actuarial model of forest insurance  
1320 against multiple natural hazards in fir (*Abies Alba Mill.*) stands in Slovakia. *Forest Policy and*  
1321 *Economics* [Internet]. Elsevier B.V.; 2015;55:46–57. Available from:  
1322 <http://dx.doi.org/10.1016/j.forpol.2015.03.001>
- 1323 158. Müller J, Noss RF, Bussler H, Brandl R. Learning from a “benign neglect strategy” in a national  
1324 park: Response of saproxylic beetles to dead wood accumulation. *Biological Conservation*.  
1325 2010;143:2559–69.
- 1326 159. Raffa KF, Berryman AA. Interacting Selective Pressures in Conifer-Bark Beetle Systems: A Basis  
1327 for Reciprocal Adaptations? *The American Naturalist* [Internet]. 1987;129:234–62. Available from:  
1328 <https://doi.org/10.1086/284633>
- 1329 160. Rösner S, Mussard-Forster E, Lorenc T, Müller J. Recreation shapes a “landscape of fear” for a  
1330 threatened forest bird species in Central Europe. *Landscape Ecology*. 2014;29:55–66.
- 1331 161. Seidl R, Klöner G, Rammer W, Essl F, Moreno A, Neumann M, et al. Invasive alien pests  
1332 threaten the carbon stored in Europe's forests. *Nature Communications* [Internet]. Springer US;  
1333 2018;9:1–10. Available from: <http://dx.doi.org/10.1038/s41467-018-04096-w>
- 1334 162. Kirkendall LR, Faccoli M. Bark beetles and pinhole borers (Curculionidae , Scolytinae ,  
1335 Platypodinae) alien to Europe. *ZooKeys*. 2010;56:227–51.
- 1336 163. Showalter DN, Raffa KF, Sniezko RA, Herms DA, Liebhold AM, Smith JA, et al. Strategic  
1337 Development of Tree Resistance Against Forest Pathogen and Insect Invasions in Defense-Free Space.  
1338 *Frontiers in Ecology and Evolution* [Internet]. 2018;6. Available from:

- 1339 <https://www.frontiersin.org/article/10.3389/fevo.2018.00124/full>
- 1340 164. Cudmore TJ, Björklund N, Carroll AL, Lindgren BS. Climate change and range expansion of an  
1341 aggressive bark beetle: evidence of higher beetle reproduction in naïve host tree populations.  
1342 *Journal of Applied Ecology*. 2010;47:1036–43.
- 1343 165. Raffa KF, Powell EN, Townsend PA. Temperature-driven range expansion of an irruptive insect  
1344 heightened by weakly coevolved plant defenses. *Proceedings of the National Academy of Sciences of*  
1345 *the United States of America*. 2013;110:2193–8.
- 1346 166. Logan JA, MacFarlane WW, Willcox L. Whitebark pine vulnerability to climate-driven mountain  
1347 pine beetle disturbance in the Greater Yellowstone Ecosystem. *Ecological Applications*. 2010;20:895–  
1348 902.
- 1349 167. Jönsson AM, Harding S, Krokene P, Lange H, Lindelöw Å, Økland B, et al. Modelling the potential  
1350 impact of global warming on *Ips typographus* voltinism and reproductive diapause. *Climatic Change*.  
1351 2011;109:695–718.
- 1352 168. Wermelinger B, Schneider Mathis D, Knížek M, Forster B. Tracking the spread of the northern  
1353 bark beetle (*Ips duplicatus* [Sahlb.]) in Europe and first records from Switzerland and Liechtenstein.  
1354 *Alpine Entomology* [Internet]. Pensoft Publishers; 2020;4:179–84. Available from:  
1355 <https://doi.org/10.3897/alpento.4.53808>
- 1356 169. Thom D, Rammer W, Seidl R. Disturbances catalyze the adaptation of forest ecosystems to  
1357 changing climate conditions. *Global Change Biology*. 2017;23:269–82.
- 1358 170. Sabatini FM, Burrascano S, Keeton WS, Levers C, Lindner M, Pötzschner F, et al. Where are  
1359 Europe's last primary forests? *Diversity and Distributions*. 2018;24:1426–39.
- 1360 171. Thom D, Golivets M, Edling L, Meigs G, Gourevitch J, Sonter L, et al. The climate sensitivity of  
1361 carbon, timber, and species richness co-varies with forest age in boreal-temperate North America.  
1362 *Global Change Biology*. 2019;25:2446–58.
- 1363 172. Lindenmayer DB, Laurance WF, Franklin JF, Likens GE, Banks SC, Blanchard W, et al. New Policies  
1364 for Old Trees : Averting a Global Crisis in a Keystone Ecological Structure. *Conservation Letters*.  
1365 2014;7:61–9.
- 1366 173. \*Müller J, Noss RF, Thorn S, Bässler C, Leverkus AB, Lindenmayer D. Increasing disturbance  
1367 demands new policies to conserve intact forest. *Conservation Letters*. 2018;e12449:1–7. **This study**  
1368 **of the controversies about salvage logging in protected spruce forests contributes to resolve some**  
1369 **conflicts between forest management and nature conservation in Europe. It formulates specific**  
1370 **steps to be taken to alleviate the conflicts.**
- 1371 174. Lindenmayer DB, Foster DR, Franklin JF, Hunter ML, Noss RF, Schmiegelow FA, et al. Salvage  
1372 Harvesting Policies After Natural Disturbance. *Science* [Internet]. American Association for the  
1373 Advancement of Science; 2004;303:1303. Available from:  
1374 <https://science.sciencemag.org/content/303/5662/1303>
- 1375 175. Schmiegelow FKA, Stepnisky DP, Stambaugh CA, Koivula M. Reconciling salvage logging of boreal  
1376 forests with a natural-disturbance management model. *Conservation Biology*. 2006;20:971–83.
- 1377 176. Leverkus AB, Castro J. An ecosystem services approach to the ecological effects of salvage  
1378 logging: Valuation of seed dispersal. *Ecological Applications*. Ecological Society of America;  
1379 2017;27:1057–63.
- 1380 177. Lindenmayer DB, Laurance WF. The ecology, distribution, conservation and management of  
1381 large old trees. *Biological Reviews*. Blackwell Publishing Ltd; 2017;92:1434–58.



- 1382 178. Kautz M, Dworschak K, Gruppe A, Schopf R. Quantifying spatio-temporal dispersion of bark  
1383 beetle infestations in epidemic and non-epidemic conditions. *Forest Ecology and Management*  
1384 [Internet]. Elsevier B.V.; 2011;262:598–608. Available from:  
1385 <http://dx.doi.org/10.1016/j.foreco.2011.04.023>
- 1386 179. Montano V, Bertheau C, Doležal P, Krumböck S, Okrouhlík J, Stauffer C, et al. How differential  
1387 management strategies affect *Ips typographus* L. dispersal. *Forest Ecology and Management*.  
1388 2016;360:195–204.
- 1389 180. Hagge J, Leibl F, Müller J, Plechinger M, Soutinho JG, Thorn S. Reconciling pest control, nature  
1390 conservation, and recreation in coniferous forests. *Conservation Letters*. 2019;12:1–8.
- 1391 181. Krumm F, Schuck A, Rigling A. How to balance forestry and biodiversity conservation ? A view  
1392 across Europe. Birmensdorf: European Forest Institute (EFI); Swiss Federal Institute for Forest, Snow  
1393 and Landscape Research (WSL); 2020.
- 1394 182. Augustynczyk ALD, Dobor L, Hlásny T. Controlling landscape-scale bark beetle dynamics: Can we  
1395 hit the right spot? *Landscape and Urban Planning* [Internet]. 2021;209:104035. Available from:  
1396 <https://www.sciencedirect.com/science/article/pii/S016920462031519X>
- 1397 183. Seidl R, Albrich K, Thom D, Rammer W. Harnessing landscape heterogeneity for managing future  
1398 disturbance risks in forest ecosystems. *Journal of Environmental Management* [Internet]. Elsevier  
1399 Ltd; 2018;209:46–56. Available from: <https://doi.org/10.1016/j.jenvman.2017.12.014>
- 1400 184. Fettig CJ, Hilszczański J. Management Strategies for Bark Beetles in Conifer Forests. In: Vega FE,  
1401 Hofstetter RWBT-BB, editors. Vega, FE, Hofstetter, RW, eds *Bark beetles: biology and ecology of*  
1402 *native and invasive species* [Internet]. San Diego: Academic Press; 2015. p. 555–84. Available from:  
1403 <https://www.sciencedirect.com/science/article/pii/B9780124171565000149>
- 1404 185. Nabuurs G-J, Verweij P, Van Eupen M, Pérez-Soba M, Püzl H, Hendriks K. Next-generation  
1405 information to support a sustainable course for European forests. *Nature Sustainability* [Internet].  
1406 2019;2:815–8. Available from: <https://doi.org/10.1038/s41893-019-0374-3>
- 1407 186. Niemelä J, Young J, Alard D, Askasibar M, Henle K, Johnson R, et al. Identifying and managing  
1408 conflicts between forest conservation and other human interests in Europe. *Forest Policy and*  
1409 *Economics* 7 (2005). 2005;6.
- 1410 187. Kuboń M, Latawiec AE, Scarano FR, Drosik A, Strassburg BBN, Grzebieniowski W, et al. Searching  
1411 for solutions to the conflict over Europe's oldest forest. *Conservation Biology* [Internet].  
1412 2019;33:476–9. Available from: <https://conbio.onlinelibrary.wiley.com/doi/abs/10.1111/cobi.13229>
- 1413 188. Mezei P, Blaženec M, Grodzki W, Škvarenina J, Jakuš R. Influence of different forest protection  
1414 strategies on spruce tree mortality during a bark beetle outbreak. *Annals of Forest Science* [Internet].  
1415 2017;74:65. Available from: <https://doi.org/10.1007/s13595-017-0663-9>
- 1416 189. Kovalčík M, Sarvasova Z, Schwarz M, Moravčík M, J. Lásková M, Tutka J. Financial and socio-  
1417 economic impacts of nature conservation on forestry in Slovakia. *Journal of Forest Science*.  
1418 2012;58:425–35.
- 1419 190. Sotirov M. *Natura 2000 and forests: Assessing the state of implementation and effectiveness.*  
1420 *What Science Can Tell Us* 7. European Forest Institute. 2017.
- 1421 191. Hagerman SM, Chan KMA. Climate change and biodiversity conservation: impacts, adaptation  
1422 strategies and future research directions. *Biology Reports*. 2009;1:1–5.
- 1423 192. Capinha C, Essl F, Seebens H, Moser D, Pereira HM. The dispersal of alien species redefines  
1424 biogeography in the Anthropocene. *Science* [Internet]. American Association for the Advancement of

- 1425 Science; 2015;348:1248–51. Available from: <https://science.sciencemag.org/content/348/6240/1248>
- 1426 193. Dukes JS, Pontius J, Orwig D, Garnas JR, Rodgers VL, Brazee N, et al. Responses of insect pests,  
1427 pathogens, and invasive plant species to climate change in the forests of northeastern North  
1428 America: What can we predict? This article is one of a selection of papers from NE Forests 2100: A  
1429 Synthesis of Climate Change Impacts o. Canadian Journal of Forest Research [Internet]. 2009;39:231–  
1430 48. Available from: <https://doi.org/10.1139/X08-171>
- 1431 194. Zimová S, Dobor L, Hlásny T, Rammer W, Seidl R. Reducing rotation age to address increasing  
1432 disturbances in Central Europe: Potential and limitations. Forest Ecology and Management.  
1433 2020;475.
- 1434 195. Colfer C. Adaptive Collaborative Management. In: Gonsalves J, Becker T, Braun A, Campilan D,  
1435 De Chzvez H, Fajber E, et al., editors. Participatory Research and Development for Sustainable  
1436 Agriculture and Natural Resource Management. International Potato Center-Users' Perspectives with  
1437 Agricultural Research and Development, and International Development Research Centre; 2005. p.  
1438 148–241.
- 1439 196. Brown K. Integrating Conservation and Development: A Case of Institutional Misfit. Frontiers in  
1440 Ecology and The Environment. 2003;1:479–87.
- 1441 197. Chen S, Shahi C. Economic and Ecological Trade-Off Analysis of Forest Ecosystems: Options for  
1442 Boreal Forests. Environmental Reviews. 2016;24.
- 1443 198. Zeng H, Talkkari A, Peltola H, Kellomäki S. A GIS-Based Decision Support System for Risk  
1444 Assessment of Wind Damage in Forest Management. Environ Model Softw [Internet]. NLD: Elsevier  
1445 Science Publishers B. V.; 2007;22:1240–1249. Available from:  
1446 <https://doi.org/10.1016/j.envsoft.2006.07.002>
- 1447 199. Albrich K, Rammer W, Thom D, Seidl R. Trade-offs between temporal stability and level of forest  
1448 ecosystem services provisioning under climate change. Ecological Applications [Internet]. John Wiley  
1449 & Sons, Ltd; 2018;28:1884–96. Available from: <https://doi.org/10.1002/eap.1785>
- 1450 200. Kogan M. Integrated Pest Management: Historical Perspectives and Contemporary  
1451 Developments. Annual Review of Entomology [Internet]. 1998;43:243–70. Available from:  
1452 <https://doi.org/10.1146/annurev.ento.43.1.243>
- 1453 201. Matyjaszczyk E, Karmilowicz E, Skrzecz I. How European Union accession and implementation of  
1454 obligatory integrated pest management influenced forest protection against harmful insects: A case  
1455 study from Poland. Forest Ecology and Management [Internet]. 2019;433:146–52. Available from:  
1456 <http://www.sciencedirect.com/science/article/pii/S0378112718314968>
- 1457 202. Nichiforel L, Deuffic P, Thorsen BJ, Weiss G, Hujala T, Keary K, et al. Two decades of forest-  
1458 related legislation changes in European countries analysed from a property rights perspective. Forest  
1459 Policy and Economics. 2020;115:1–16.
- 1460



## 1461 Appendix A: Spruce distribution and growing stock map: Methodology

1462 We produced a map of Norway spruce growing stock in Europe by combining the live tree volume map  
1463 of Moreno et al. [1] and the tree species cover map of Brus et al. [2]. The data and code can be found  
1464 at figshare (<https://dx.doi.org/10.6084/m9.figshare.c.3463902>). The species distribution map is freely  
1465 available at the European Forest Institute (<http://dataservices.efi.int/tree-species-map/register.php>).  
1466 We transformed the volume map from a WGS84 projection with a resolution of 0.1333° to the  
1467 ETRS\_1989\_LAEA projection of the tree species cover map with a resolution of 1×1km to facilitate  
1468 further analyses.

1469 We classified the spruce biomass map into the categories 'low' (up to 50 m<sup>3</sup> ha<sup>-1</sup>), 'medium' (51 to 100  
1470 m<sup>3</sup> ha<sup>-1</sup>) and 'high' (above 100 m<sup>3</sup> ha<sup>-1</sup>) biomass levels (Fig. 2).

1471 All analyses were performed in ArcMap 10.6.1 [3]. Graphical outputs were produced in R [4] using  
1472 packages sf [5], ggplot2 [6] and raster [7].

## 1473 Appendix B: Probability maps of spruce stands being disturbed by bark 1474 beetles: Methodology

1475 The annual probability of bark beetle damage (pBB) across Europe was calculated after Seidl et al. [8]  
1476 on a 25×25 km grid. We used a constant stand age of 100 years, relative stocking density 100%, and  
1477 spruce share 100%. Climate data was obtained from the Joint Research Centre  
1478 (<http://agri4cast.jrc.ec.europa.eu/>). We calculated the base map for historical temperature conditions  
1479 using climate data for the period 1979-1990, and modelled two climate change scenarios by adding 2  
1480 °C and 4 °C.

$$1481 \quad pBB = \frac{e^{Z_{ijklm}}}{1 + e^{Z_{ijklm}}}$$

$$1482 \quad Z_{ijklm} = \mu + a_i + b_j + c_k + d_l + e_m + (a \times b)_{ij} + (a \times c)_{ik} \\ 1483 \quad \quad \quad + (a \times d)_{il} + (a \times e)_{im} + (b \times c)_{jk} + (b \times d)_{jl} \\ 1484 \quad \quad \quad + (b \times e)_{jm} + \varepsilon_{ijklm}$$

1485

1486 pBB probability of bark beetle damage

1487  $Z_{ijklm}$  linear combination of predictor variables

1488  $\mu$  intercept

1489  $a_i$  logarithmic mean annual temperature ( $i = 2-15^\circ\text{C}$ )

1490  $b_j$  logarithmic mean annual precipitation ( $j = 500-2\,000\text{ mm}$ )

1491  $c_k$  stand age ( $k = 100$ )

1492  $d_l$  relative stocking density ( $l = 1.0$ )

1493  $e_m$  host tree share ( $m = 100\%$ )

1494  $\varepsilon_{ijklm}$  error term

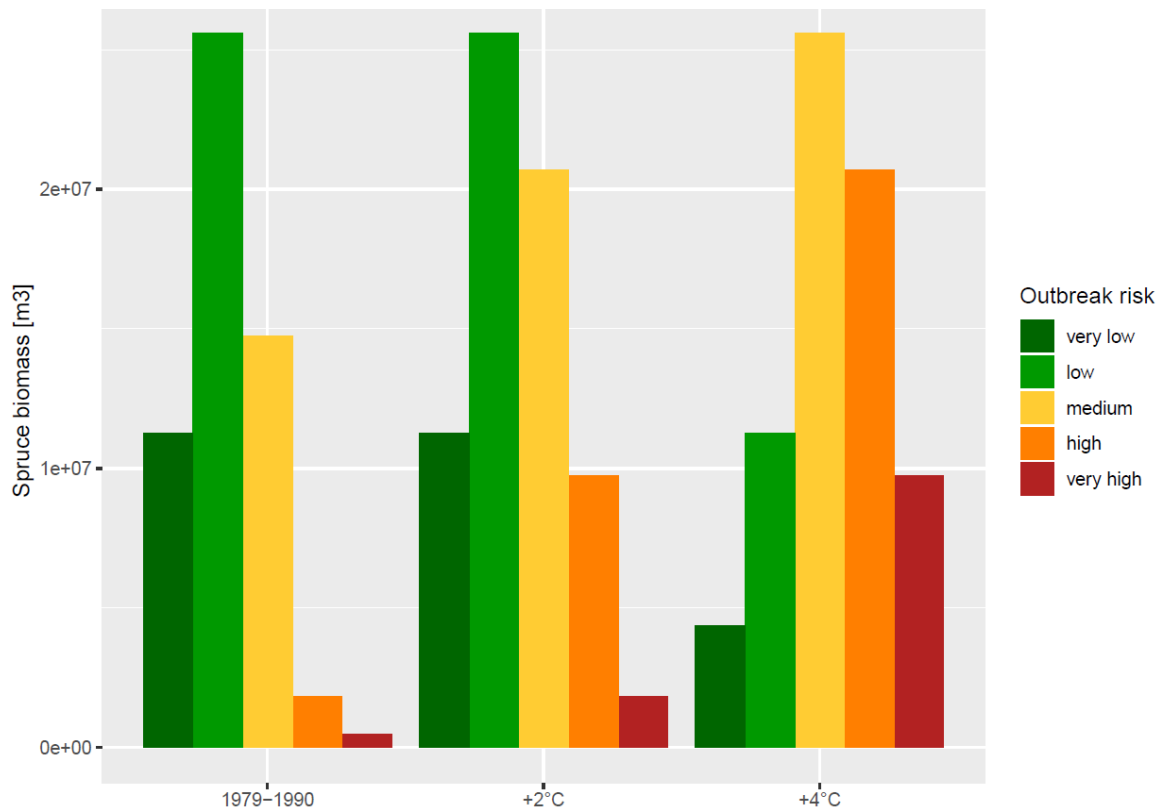
1495

1496 Class width in the presented maps (Fig. 3) was calculated as the difference between maximum and  
1497 minimum pBB over all maps divided by the number of classes. The resulting probability categories  
1498 were: 'very low' (pBB 0.3-1.96), 'low' (pBB 1.97-3.63), 'medium' (pBB 3.64-5.29), 'high' (pBB 5.3-6.95)  
1499 and 'very high' (pBB 6.96-8.63).

1500

1501 **Appendix C: Biomass of spruce at risk in Europe**

1502



1503

1504

1505 Fig. C1 Absolute volume of Norway spruce in different outbreak risk classes across different  
1506 temperature conditions. The graph is complementary to Fig. 3 in the main text.

1507

## 1508 Appendix D: Spruce growing stock in Europe's protected areas

1509 Proportions of spruce growing stock inside and outside protected areas were calculated by overlaying  
 1510 the spruce distribution map (Appendix A) with the World Database on Protected Areas (WDPA)  
 1511 acquired from the Protected Planet network [9]. Protected areas included in the analysis had the  
 1512 following statuses: designated, inscribed, adopted and established. Further, we selected only those  
 1513 areas that were predominantly or entirely terrestrial. We calculated spruce growing stock for two  
 1514 different categories of protected areas:

- 1515 1) Highly protected areas: IUCN categories Ia Strict Nature Reserve, Ib Wilderness area, and II  
 1516 National Park
- 1517 2) Protected areas: IUCN categories Ia Strict Nature Reserve, Ib Wilderness area, II National Park, III  
 1518 Natural Monument or Feature, IV Habitat/Species Management Area, V Protected  
 1519 Landscape/Seascape, VI Protected area with sustainable use of natural resources

1520 Table D1 Spruce growing stock inside and outside protected areas

	Spruce volume (million m <sup>3</sup> )	Spruce volume (%)
Total spruce volume	6 987	100
Spruce volume inside protected areas	1 645	23.5
Spruce volume inside highly protected areas	250	3.6
Spruce volume outside protected areas	5 342	76.5

1521 Further, we calculated the number and area of protected areas in Europe falling into the distributional  
 1522 range of spruce in Europe (Appendix A). To identify the distributional range of spruce, we selected  
 1523 areas containing more than 1 m<sup>3</sup> ha<sup>-1</sup> of spruce.

1524 Table D2 Number and area of protected areas inside and outside spruce distribution range

	Total number	No. within spruce range	Total area (km <sup>2</sup> )	Area within spruce range (km <sup>2</sup> )	No. %	Area %
Highly protected areas	7 134	6 341	179 345	131 593	88.88	73.37
Protected areas	63 463	47 723	696 816	535 902	75.20	76.91

1525

1526 **Appendix E: Main items of the comprehensive outbreak management**  
 1527 **framework**

<b>PREPAREDNESS</b>		
<b>#</b>	<b>Tools &amp; Measures</b>	<b>Description</b>
<b>1.1</b>	Improving education	Development of new curricula, and intensive education and training at all levels of forest policy- and decision-making.
<b>1.2</b>	Strengthening international collaboration	The transboundary scale of outbreaks and the potential introduction and spread of invasive pests require strengthened international collaboration on data and knowledge sharing, pest monitoring and crises management.
<b>1.3</b>	Increasing knowledge transfer and evidence-based decision making	Intensifying outbreaks are increasingly questioning the efficiency of traditional approaches to controlling outbreaks. There is a need for improved knowledge transfer from science to policy, legislation and practical management, as well as the development of best practice examples, to improve management of bark beetle populations.
<b>1.4</b>	Developing effective crises management programmes	Outbreaks occurring at national or supranational scales require well-prepared cross-sectoral responses (forestry, environment, finance, transportation, public security, etc.).
<b>1.5</b>	Developing zonation for nature conservation areas	Landscape-level planning in nature conservation areas should include adequate buffer zones to prevent dispersal of beetles into adjacent managed forests.
<b>1.6</b>	Maintaining multi-stakeholder dialogue	Dialogue should be maintained with all stakeholders involved in outbreak management or otherwise concerned with the forest and its development to increase the efficiency of measures, acceptance of the final outcome, and mitigate the risk of societal conflicts.
<b>1.7</b>	Building relationships with local communities	Building relationships with local communities and clearly communicating risks and potential countermeasures prior to outbreaks lends legitimacy to outbreak management and reduces the risk of societal conflicts.
<b>1.8</b>	Improving and/or establishing systems for monitoring forest susceptibility to disturbance and the dynamics of pest populations	Timely and efficient implementation of management actions require early detection of highly susceptible forest conditions, climatic extreme events that could trigger pest outbreaks, quantitative modelling and sampling of pest densities, and detecting the appearance of new pests.
<b>1.9</b>	Maintain sufficient levels of well-trained professionals	Employment levels in forestry are going down, yet challenges - such as dealing with bark beetle outbreaks - are increasing. In order to be prepared to deal with these challenges it is important to have well-trained forestry personnel on site that knows the local conditions.
<b>1.10</b>	Supporting advanced regeneration	Maintaining a vigorous advanced spruce regeneration facilitates a faster recovery of forest cover after a disturbance event.

<b>1.11</b>	Maintain sufficient nursery capacity	Greatly increased demands on reproductive material of suitable species and provenances after large-scale bark beetle disturbances may exceed the existing capacity of nurseries and could result in insufficient regeneration of disturbed areas.
<b>1.12</b>	Developing and maintaining an adequate forest road network	A sufficient forest road network is needed for small-scale interventions, resilience-oriented management, as well as efficient detection and removal of infested trees.
<b>1.13</b>	Increasing timber storage capacities	Sufficient facilities for wet storage of timber function as a supply buffer after windthrows and bark beetle outbreaks by preventing large quantities of timber to flood the market.

1528

1529

<b>PREVENTION</b>		
<b>#</b>	<b>Tools &amp; Measures</b>	<b>Description</b>
<b>2.1</b>	Developing early-warning systems and integrating them in outbreak management	Development and maintenance of early-warning systems based on near-real time weather data, automated beetle monitoring, and/ or remote sensing data helps to identify areas with a high risk of bark beetle attacks, and to implement targeted prevention measures.
<b>2.2</b>	Coordinating beetle management across the landscape	Effective management of outbreaks is often complicated in multi-owner landscapes. Plans for coordinated management actions across property boundaries is needed to prevent outbreaks to spread.
<b>2.3</b>	Decreasing landscape-scale host connectivity	Aim to reduce the landscape-scale connectivity of susceptible hosts by implementing targeted landscape management measures that contain the spread of beetles from individual attack spots.
<b>2.4</b>	Use pheromone traps to monitor beetle populations and potential invasions	Pheromone traps can be efficiently used to monitor beetle populations and inform management decisions on timing and intensity of control measures.
<b>2.5</b>	Maintaining compositionally and structurally diverse stands	Mixed stands with a complex vertical and horizontal structure tend to be less likely to generate outbreaks and generally exhibit a higher survival rate under compounding disturbances than monospecific stands of homogeneous structure.
<b>2.6</b>	Reducing the rotation period	Tree vulnerability to wind and bark beetle damage increases with age and tree size. Reducing the area of susceptible age classes reduces the overall outbreak risk.
<b>2.7</b>	Increasing host tree resistance by thinning	Silvicultural treatments that reduce competition between trees can increase tree vigour and resistance against bark beetles.
<b>2.8</b>	Early detection of infested trees	A prerequisite for efficient sanitation felling is the ability to detect infested trees early (in the green attack stage) using a range of terrestrial and remote sensing approaches.
<b>2.9</b>	Reducing outbreak risks by sanitation felling	Removing infested trees from the forest while the beetle brood is still inside can reduce beetle populations, maintain forest health, and decrease outbreak risks. Sanitation harvest of windfelled trees to prevent build-up of beetle populations is also effective.
<b>2.10</b>	Preventing beetle spread from felled trees and logs	Mechanical or chemical treatment of infested windfalls and logs can prevent beetles from leaving the trees and infesting live trees. Another option is the timely removal of infested trees from the forest.
<b>2.11</b>	Creating habitats for the natural enemies of bark beetles	Bark beetles have a number of natural enemies (birds, predatory beetles, etc.). Creating diverse stands with favourable habitat conditions for natural enemies can reduce beetle populations and reduce outbreak risks.



<b>RESPONSE</b>		
<b>#</b>	<b>Tools &amp; Measures</b>	<b>Description</b>
<b>3.1</b>	Salvage logging	Salvage logging is the removal of infested, windfelled or otherwise damaged trees with the primary intention to recover economic losses. Salvaging needs to take place before timber quality deteriorates. Potential negative impacts of salvage logging on biodiversity should be considered.
<b>3.2</b>	Reducing planned harvests	A reduction of planned harvests can free up capacities for logging of beetle-killed timber and mitigate adverse effects of a temporary timber surplus on the market.
<b>3.3</b>	Subsidising response measures	Responses to a large-scale bark beetle outbreak may require substantial investments, which could exceed the capacity of forest owners. Subsidizing timber transport, storage, and other components of outbreak management can mitigate economic impacts and increase the efficiency of the response actions.
<b>3.4</b>	Considering “no management” as a possible response option	No management needs to be considered as a possible response option in situations where salvaging is not economically viable and extensive sanitary felling, mass-trapping or other measures do not hold promise of containing the outbreak. In such situations, benefits from the retention of biological legacies should be exploited.
<b>3.5</b>	Sanitation logging	Detection and removal of infested trees can be applied to prevent the spread of infestations, particularly for small infestation spots. Trees damaged by wind or other abiotic factors should be prioritized because they have weakened defences against bark beetles and serve as multipliers for beetle populations. Hazard-rating and other types of models can be used to optimize sanitation felling and reduce the connectivity of host trees and beetle populations.
<b>3.6</b>	Increasing multi-stakeholder dialogue and communicating response strategies to the public	Maintaining a good dialogue with all stakeholders involved in outbreak management will improve the efficiency of control measures and the acceptance of final outcomes. Use of the media to communicate management strategies and progress to the general public will raise awareness and reduce the risk of negative responses towards management actions.

1531

1532

<b>RECOVERY</b>		
<b>#</b>	<b>Tools &amp; Measures</b>	<b>Description</b>
4.1	Fostering diverse stands	During the recovery phase there are excellent opportunities to influence the tree species composition of the regeneration, thereby reducing the vulnerability to future outbreaks.
4.2	Supporting advanced regeneration	Advanced regeneration present on site should be spared during logging operations, as it facilitates a faster recovery of the forest canopy and restores the microclimate.
4.3	Harnessing early-successional species	Regeneration of early-successional species such as birch, poplar, and larch can swiftly establish a new canopy. Commercially more important species can later be planted under this canopy.
4.4	Considering natural recovery processes	Forests have a high capacity to naturally recover from disturbances. Low-cost natural stand recovery options can be considered in areas where a speedy recovery of spruce forests is not of paramount importance and where locally relevant ecosystem services are also provided by naturally regenerating tree species.
4.5	Planting seedlings on disturbed sites	Planting seedlings leads to a quicker recovery of tree cover and gives more control over the future tree species composition.
4.6	Protecting the regeneration against adverse effects	Protection of seedlings against animal browsing and competing vegetation improves the growth rate and quality (shape) of the trees.
4.7	Integrating disturbance legacies into the recovering forest	Disturbance legacies, such as remaining live trees and standing and downed deadwood, can be integrated into the recovering forest rather than being completely removed. Such legacies support the regenerating tree cohort and increase the structural diversity of the recovering stand.
4.8	Reducing browsing by ungulates	Browsing by ungulates is a key limiting factor for regeneration of disturbed forests in many parts of Europe. Ungulate densities should thus be regulated to levels where they do not hamper a successful and swift regeneration of desired tree species.
4.9	Maintaining multi-stakeholder dialogue	Maintaining the dialogue with all stakeholders involved in outbreak management makes it possible to track changing risk perceptions and responses.
4.10	Forest insurance	Forest owners can be insured against certain kinds of forest damage and loss of future income in some countries (e.g. Finland and Norway). This provides an effective distribution of economic risks from disturbances among forest owners.
4.11	Subsidising recovery measures	Recovery from large-scale bark beetle outbreaks may require substantial investments, which may exceed the capacity of forest owners. Recovery actions can be made more efficient by subsidizing afforestation with tree species mixtures, tree species that are well adapted to local climates, protection measures against browsing, etc.

1533

1534

## 1535 Appendix references

- 1536 1. Moreno A, Neumann M, Hasenauer H. Forest structures across Europe. *Geoscience Data Journal*.  
1537 2017;4:17–28.
- 1538 2. Brus DJ, Hengeveld GM, Walvoort DJJ, Goedhart PW, Heidema AH, Nabuurs GJ, et al. Statistical  
1539 mapping of tree species over Europe. *European Journal of Forest Research*. 2012;131:145–57.
- 1540 3. ESRI. ArcGIS Desktop. Redlands, CA: Environmental System research Institute; 2011.
- 1541 4. R Core Team. R: A language and environment for statistical computing. Vienna, Austria: R  
1542 Foundation for Statistical Computing; 2019.
- 1543 5. Pebesma E. sf: Simple features for R [Internet]. 2018. p. 436. Available from: [https://cran.r-](https://cran.r-project.org/package=sf)  
1544 [project.org/package=sf](https://cran.r-project.org/package=sf). R packageversion 0.6-1.
- 1545 6. Wickham H. Ggplot2: Elegant Graphics for Data Analysis. Springer-Verlag; 2016. p. 439.
- 1546 7. Hijmans RJ. Raster: Geographic Data Analysis and Modeling [Internet]. 2016. p. 444. Available  
1547 from: <https://cran.r-project.org/package=raster>
- 1548 8. Seidl R, Schelhaas MJ, Lindner M, Lexer MJ. Modelling bark beetle disturbances in a large scale  
1549 forest scenario model to assess climate change impacts and evaluate adaptive management  
1550 strategies. *Regional Environmental Change*. 2009;9:101–19.
- 1551 9. UNEP-WCMC, IUCN. Protected Planet: [WDPA\_Jun2020-shapefile.zip; The World Database on  
1552 Protected Areas (WDPA)/The Global Database on Protected Areas Management Effectiveness (GD-  
1553 PAME)] [On-line]. Cambridge, UK: UNEP-WCMC and IUCN. Available at: [www.protectedplanet.net](http://www.protectedplanet.net).  
1554 2020.
- 1555